



**CITY OF BROKEN BOW
CITY COUNCIL AGENDA
May 23, 2023 @ 6:00 PM
Municipal Auditorium
314 South 10th Avenue, Broken Bow NE**

Meeting Procedure

The Public may address specific agenda items at the pleasure of the Mayor. Please come to the podium, state your name and address, and limit your remarks to five minutes or less. Out of respect to City employees, we request that any complaints or criticisms of employees not be aired in a public meeting. Concerns about employees should be brought to the attention of the City Administrator or Mayor. An individual in violation will be declared out of order. Individuals who have appropriate items for City Council consideration should complete the Request for Future Agenda Items.

A. Call to Order

B. Open Meetings Act: A current copy of the Open Meetings Act is available and is posted for review by all citizens.

C. Roll Call

D. Pledge of Allegiance

E. Consent Agenda: Council will have consideration of approving the consent agenda items for May 23, 2023, which will include the following:

- a. Approval of Minutes of May 9, 2023, Council Meeting
- b. Approval of City Bills as Posted
- c. Approval of Utility Bills as Posted
- d. April Treasurer's Report
- e. Troy's Hot Rocket Fireworks LLC, Fireworks Application

F. Other Communications:

- a. **Officer Appreciation** – Retirement of Police Captain Dan Hanson
- b. **ACE Choice Program** – DYO Spirit Softball

G. New Business:

- a. **Zoning Administrator** – Council will have consideration of appointing Jacob Holcomb as the Broken Bow Zoning Administrator.
- b. **Zoning Co-Administrator** – Council will have consideration of appointing David Schmidt as the Broken Bow Zoning Co-Administrator.
- c. **Board Appointments** – Council will have consideration of approving the appointments of Kelvin Kreitman and Josh Page to the Park Board for terms ending February 2026.



**CITY OF BROKEN BOW
CITY COUNCIL AGENDA
May 23, 2023 @ 6:00 PM
Municipal Auditorium
314 South 10th Avenue, Broken Bow NE**

- d. Signers for the Bank Accounts** – Council will have consideration of approving Mayor Rod Sonnichsen, City Administrator David Schmidt, City Clerk Kandi Peters, Deputy Clerk Jacob Holcomb, Treasurer Megan Linn, and Council President David Baltz as authorized signers for all City Accounts held at Bruning Bank, and Nebraska State Bank. Also authorizing Police Chief Steven Scott as an authorized signer for accounts ending 384 and 095 at Nebraska State Bank, and Utility Clerk Katie Hogg as an authorized signer for accounts ending 831, 631, 173, and 179 at Nebraska State Bank.
- e. Authorized Persons on Safety Deposit Box** – Council will have consideration of approving Mayor Rod Sonnichsen, City Administrator David Schmidt, and City Clerk Kandi Peters to be authorized names on the safety deposit box at First Interstate Bank in Broken Bow, Nebraska.

H. Mayor and Council Comments

I. Adjournment

The next City Council Meeting will be held on Tuesday, June 13, 2023 @ 6:00 pm.

Upcoming Events:

May 29th – CITY OFFICES CLOSED IN OBSERVANCE OF MEMORIAL DAY

June 5th – Park Board Meeting @ 5:10 pm in the Broken Bow Municipal Auditorium

June 6th – City Council Meeting @ 6:00 pm in the Broken Bow Municipal Auditorium

The Council will review the above matters and take such action as they deem appropriate. The Council may enter into closed session to discuss any matter on this agenda when it is determined by the Council that it is clearly necessary for protection of the public interest or the prevention of needless injury to the reputation of any individual and if such individual has not requested a public meeting, or as otherwise allowed by law. Any closed session shall be limited to the subject matter for which the closed session was called. If the motion to close passes, immediately prior to the closed session the Mayor shall restate on the record the limitation of the subject matter of the closed session.

**Broken Bow City Council
Meeting Minutes
May 9, 2023**

The Broken Bow City Council met in regular session on Tuesday, May 9, 2023, in the Broken Bow Municipal Auditorium. Notice of the meeting was given in advance thereof as required by publication in the Custer County Chief on May 4, 2023. Availability of the agenda and related materials was communicated in the advanced notice to the Mayor and all members of the Council, as well as shared with various media outlets. All proceedings hereafter shown were taken while the meeting was open to the attendance of the public.

Mayor Rod Sonnichsen called the meeting to order at 6:00 pm, with the following Councilmembers present: Chris Myers, David Baltz, and Paul Holland. Absent: None. Mayor Sonnichsen announced the availability of the open meetings law, followed by reciting of the Pledge of Allegiance.

Mayor Sonnichsen read the format for submitting requests for future agenda items.

Moved by Myers, seconded by Holland to approve the consent agenda for May 9, 2023. Said motion includes approval of the Minutes of April 25, 2023, Council Meeting and Bills to Date. Roll Call vote: Voting aye: Myers, Holland, and Baltz. Nays: None. Motion carried.

AKRS EQUIPMENT, MOWER REPAIRS, \$687.18; AFLAC, PRE-TAX, \$319.22; AFLAC, POST TAX, \$70.02; ANDERSON AUTO GROUP, PURCHASE OF 2 POLICE 2023 FORD EXPLORERS, \$88,016.00; BEAVER BEARING CO, KEY FOR BLUE BUILDING, \$3.95; BLACK HILLS ENERGY, \$790.70; BOB'S TRUCK REPAIR, BATTERIES, \$282.50; BOW LOCKSMITH, UNLOCK UPSTAIRS VAULT, \$3,000.00; BROKEN BOW CHAMBER OF COMMERCE, APRIL CHAMBER BUCKS, EMS INCENTIVE, \$1,860.00; BROKEN BOW MUNICIPAL UTILITIES, UTILITIES \$7,037.25; BROKEN BOW RURAL FIRE BOARD, HALF OF UTILITIES, \$838.06; CAPITAL ONE, \$1,575.41; CARD SERVICES, TRAVEL, \$1,809.79; CARQUEST OF BROKEN BOW, BATTERY FOR 2015 IMPALA, \$284.07; CITY FLEX BENEFIT PLAN, SELECT FLEX-UNREIMBURSED M/D/V, \$25.00; CITY OF BROKEN BOW, HEALTH INSURANCE, \$3,288.71; \$12,107.38; CITY OF BROKEN BOW PENSION FUND, RETIREMENT LOAN PAYMENT, \$1,697.25; 414H RETIREMENT, \$8,089.70; 457 RETIREMENT, \$523.40; COLONIAL INSURANCE, PRE TAX, \$408.26; COLONIAL LIFE, POST TAX, \$118.72; CONSOLIDATED MANAGEMENT CO., NLETC, \$202.25; CREDIT MANAGEMENT SERVICES, GARNISHMENT, \$228.12; EARNINGS, \$366.10; CUSTER COUNTY CHIEF, PUBLICATIONS & HELP WANTED, \$553.90; CUSTER COUNTY TREASURER, COMMUNICATIONS INTERLOCAL, \$14,655.13; CUSTER PUBLIC POWER, CD CELL POWER, \$53.20; DANKO EMERGENCY EQUIPMENT CO., EMS WORK PANTS, \$100.83; EFTPS ONLINE PAYMENT, MEDICARE, \$2,406.00; FEDERAL, \$5,928.10; FICA, \$10,287.74; EZ IT SOLUTIONS, IT SERVICES, \$1,950.00; EAKES OFFICE PRODUCTS, OFFICE SUPPLIES, \$1,978.10; FAMILY HERITAGE, \$25.50; FRONTIER FAMILY PHARMACY, TEST STRIPS, \$8.32; GREAT PLAINS COMMUNICATIONS, INTERNET, \$70.95; GROCERY KART, SUPPLIES, \$178.43; HOMETOWN LEASING, COPIER LEASE, \$92.66; KIRKPATRICK CLEANING SOLUTIONS, AUDITORIUM CLEANING, \$838.00; LYNE'S, MINI FRIDGE, \$299.00; MATHESON TRI-GAS INC, WELDING WIRE, \$238.13; MIDLAND TELECOM, RADIO FOR MAYOR, \$500.87; NEBRASKA CHILD SUPPORT PAYMENT CENTER, CHILD SUPPORT-NE, \$433.39; POWER SOLUTIONS, YELLOW TRUCK CLUTH REPLACEMENT, \$3,793.74; RT ACE, SUPPLIES, \$783.31; RANCLAND FORD, REPAIRS, \$1,492.24; SANDHILLS CUSTOM CREATIONS, NAME PLATE, \$12.99; SARA J. HULINSKY,

CLEANING SERVICE, \$837.00; SCHAPER AND WHITE LAW FIRM, LEGAL FEES, \$6,266.67; SITE ONE LANDSCAPE SUPPLY, CHEMICALS, \$1,638.75; STATE INCOME TAX WH NE ONLINE PAYMENT, \$3,223.30; TX CHILD SUPPORT SDU, CHILD SUPPORT-TX, \$69.23; TRACKER SYSTEMS, TRACKER, \$16.99; TROTTER SERVICE, DIESEL, \$73.95; UNITECH, CHEMICALS, \$892.50; VERIZON WIRELESS, TELEPHONE, \$320.08; WENQUIST INC., ANTIFREEZE, \$19.29; WOODS & AITKEN LLP, LEGAL FEES, \$1,956.45; BI-WEEKLY PAYROLL, \$60,144.45; TOTAL: \$255,768.23.

Emergency Management Manager Mark Rempe on behalf of the Anselmo Fire Department gave a special thank you to Emergency Service Director Andy Holland for his volunteer collaboration with the Anselmo Fire Department in the aftermath of the Cooksley Complex Fire. He expressed their gratitude to Andy for helping everyone with the reports and donating over 4 hours of his time. Rempe stated they couldn't have done it without him, and his help was really appreciated.

City Administrator Dave Schmidt gave his Administrative Updates. Schmidt stated it has been a very good first 9 days of his position as City Administrator. He informed the Council that City Wide Clean-Up was a success, as 207 people utilized the tree dump in the first weekend. Applications for 15 zoning permits have been processed since the middle of April. The City has been working with JEO to begin the long-term remediation planning cooperation with the railroad. The Council Chambers have had more demolition and construction is to continue soon.

Moved by Myers, seconded by Holland to approve the appointment of Russ Smith for the vacant position of East Ward City Councilmember. Roll Call vote, Voting aye: Myers, Holland, and Baltz. Nays: None. Motion carried.

The Meeting was adjourned Sine Die at 6:08 pm.

The Oath of Office was administered to East Ward Councilmember Russ Smith by City Administrator David Schmidt.

Mayor Rod Sonnichsen called the meeting to order at 6:11 pm, with the following Councilmembers present: Chris Myers, David Baltz, Paul Holland, and Russ Smith. Absent: None.

Moved by Myers, seconded by Holland, to elect David Baltz for Council President. Mayor Sonnichsen asked Baltz if he accepted. Councilmember Baltz accepted. Roll Call vote: Voting aye: Myers, Holland, and Smith. Nays: None. Abstain: Baltz. Motion carried.

Moved by Myers, seconded by Baltz, to open a public hearing at 6:14 pm regarding Ordinance 1269, Amending 2022-2023 Wage Ordinance. Roll Call vote: Voting aye: Myers, Baltz, Holland, and Smith. Nays: None. Motion carried. City Administrator Schmidt explained the only change being made was updating the Ordinance to match minimum wage that was changed January 1, 2023, from \$9.00 to \$10.50. Moved by Holland, seconded by Myers, to close the public hearing at 6:16 pm regarding Ordinance 1269, Amending 2022-2023 Wage Ordinance. Roll Call vote: Voting aye: Holland, Myers, Smith and Baltz. Nays: None. Motion carried.

After discussing the matter, Councilmember Holland introduced Ordinance No. 1269 entitled "AN ORDINANCE OF THE MAYOR AND COUNCIL OF THE CITY OF BROKEN BOW, NEBRASKA, AMENDING THE SALARIES OF OFFICERS AND EMPLOYEES; PAY PLAN FOR ALL CLASSIFACATIONS WITHIN THE CITY; AND MONTHLY SALARY OR HOURLY WAGE RANGES FOR EACH INDIVIUAL CLASSIFACATION." and moved that the statutory rule requiring reading on the final reading be suspended. Councilmember Myers seconded the motion. The Mayor stated the motion and instructed the Clerk to call the roll. The Clerk called the roll, and the following was the vote" Ayes: Holland, Myers, Smith, and Baltz. Nays: None. Motion carried. The motion to suspend the rules was adopted by three-fourths of the Council and the statutory rule was declared suspended for consideration of said Ordinance. Said Ordinance was then read by title and thereafter Councilmember Baltz moved for final passage of the Ordinance, which motion was seconded by Councilmember Holland. The Mayor stated the question, "Shall Ordinance No. 1269 be passed and adopted?" Upon roll call vote, the vote was as follows, Ayes: Baltz, Holland, Smith, and Myers. Nays: None. Motion carried. The passage and adoption of said Ordinance having been concurred by a majority of all members of the Council, the Mayor declared the Ordinance adopted.

Moved by Myers, seconded by Smith, to approve the Memorandum of Understanding (MOU) with Jennie M. Melham Memorial Medical Center. This agreement will remain in effect for one (1) year and will be renewed automatically unless or until it is modified or terminated by either party with thirty (30) days prior notice to the modification or termination. The purpose of the MOU is for each party to collaborate and cooperate with the other to assist and provide mutual aid during a disaster either natural or man-made that could exceed the resources of that facility. Roll Call vote: Voting aye: Myers, Smith, Holland, and Baltz. Nays: None. Motion carried.

In the Mayor and Council comments Councilmember Myers and Mayor Sonnichsen both expressed their gratitude to the Fire Department and City employees appreciating all they do.

Moved by Myers, seconded by Holland, to adjourn the City Council Meeting at 6:20 pm. Roll Call vote: Voting aye: Myers, Holland, Smith, and Baltz. Nays: None. Motion carried.

Rodney W. Sonnichsen, Mayor

ATTEST:

Kandi K. Peters, City Clerk

[Return to Agenda](#)

Accounts Payable Detail Listing

City of Broken Bow

<u>Vend#</u>	<u>Vendor Name</u>	<u>Pay#</u>	<u>Post Date</u>	<u>Due Date</u>	<u>Amount</u>	<u>Invoice</u>	<u>Date</u>	<u>PO#</u>	<u>Date</u>	<u>Status</u>
	<u>Account#</u>					<u>Description</u>			<u>Debit</u>	<u>Credit</u>
	Aflac									
33962	5/10/2023 5/10/2023				319.22					Posted
	01-1501.00					PRE TAX AFLAC			319.22	0.00
33963	5/10/2023 5/10/2023				70.02					Posted
	01-1501.00					AFLAC POST TAX			70.02	0.00
	Ag Land ATV									
34001	5/23/2023 5/23/2023				256.16					Posted
	09-3310.00					4 wheeler			256.16	0.00
	Arrow Seed									
34002	5/23/2023 5/23/2023				435.00					Posted
	08-3416.00					grass seed			435.00	0.00
	Birds & Blooms									
33986	5/23/2023 5/23/2023				20.00					Posted
	07-3340.00					2 year subscription			20.00	0.00
	Bound Tree Medical									
34006	5/23/2023 5/23/2023				762.96					Posted
	05-3410.00					AED pads			366.98	0.00
	02-3310.00					AED pads			197.99	0.00
	07-3310.00					AED pads			197.99	0.00
									762.96	0.00
	Card Services									
33992	5/23/2023 5/23/2023				3,216.99					Posted
	01-3212.00					CA shirts			246.14	0.00
	02-3410.00					chairs and table for CA office			887.00	0.00
	01-3206.00					floodplain fee			35.00	0.00
	01-3212.00					pizza for city wide cleanup			155.66	0.00
	05-3223.00					envelopes			7.56	0.00
	06-3410.00					tarps			288.87	0.00
	06-3225.00					turtle wax			14.23	0.00
	09-3310.00					repairs			902.46	0.00
	09-3205.00					meeting expense			139.03	0.00
	09-3427.00					sprinklers			95.97	0.00
	09-3430.00					lake			192.59	0.00
	09-3310.00					repairs			89.66	0.00
	10-3205.00					meeting expense			40.00	0.00
	01-3223.00					lanyards post its dividers pens mouse pad:			122.82	0.00
									3,216.99	0.00
	Century Link									
33979	5/23/2023 5/23/2023				1,003.54					Posted
	08-3221.00					Street - Basic & Long Distance			47.68	0.00
	10-3221.00					Swim Pool - Basic & Credit Card			149.45	0.00
	09-3221.00					Park - Basic & Long Distance			47.68	0.00
	03-3221.00					Handi Bus - Basic & Long Distance			82.09	0.00
	01-3221.00					General -Basic & Long Distance Radio			85.49	0.00
	01-3221.00					General -Basic & Long Distance Office			287.73	0.00
	04-3221.00					Police- Basic & Long Distance			303.42	0.00
									1,003.54	0.00
	Chris Anderson									
33997	5/23/2023 5/23/2023				141.11					Posted
	04-3315.00					Kennel for Sam			141.11	0.00
	City Flex Benefit Plan									
33964	5/10/2023 5/10/2023				25.00					Posted
	01-1501.00					SELECT FLEX-UNREIMBURSED M/D/V			25.00	0.00
	City of Broken Bow - Health Insurance									
33975	5/10/2023 5/10/2023				3,288.71					Posted
	01-1501.00					HEALTH INSURANCE			3,288.71	0.00
	City of Broken Bow Pension Fund									
33965	5/10/2023 5/10/2023				1,683.61					Posted
	01-1513.00					RETIREMENT LOAN PAYMENT			1,683.61	0.00
33966	5/10/2023 5/10/2023				8,392.68					Posted
	01-1502.00					414H RETIREMENT			8,392.68	0.00

Accounts Payable Detail Listing

City of Broken Bow

<u>Vend#</u>	<u>Vendor Name</u>	<u>Pay#</u>	<u>Post Date</u>	<u>Due Date</u>	<u>Amount</u>	<u>Invoice</u>	<u>Date</u>	<u>PO#</u>	<u>Date</u>	<u>Status</u>
	<u>Account#</u>			<u>Work Order</u>		<u>Description</u>			<u>Debit</u>	<u>Credit</u>
City of Broken Bow Pension Fund (continued)										
33967	5/10/2023	5/10/2023	518.94							Posted
	01-1502.00			457 RETIREMENT					518.94	0.00
Colonial Insurance										
33960	5/10/2023	5/10/2023	428.67							Posted
	01-1501.00			COLONIAL LIFE PRE TAX					428.67	0.00
33961	5/10/2023	5/10/2023	118.72							Posted
	01-1501.00			COLONIAL LIFE POST TAX					118.72	0.00
Consumer Reports										
33988	5/23/2023	5/23/2023	32.10							Posted
	07-3340.00			year subscription					32.10	0.00
Credit Management Services										
33974	5/10/2023	5/10/2023	419.31							Posted
	01-1504.00			Garnishment					419.31	0.00
Custer Title and Abstract										
34011	5/23/2023	5/23/2023	600.00							Posted
	01-3214.00			4 title searches					600.00	0.00
Deterdings										
34012	5/23/2023	5/23/2023	13,270.34							Posted
	10-3432.00			Pool chemicals					13,270.34	0.00
EFTPS Online Payment										
33970	5/10/2023	5/10/2023	2,487.88							Posted
	01-1500.00			MEDICARE					2,487.88	0.00
33971	5/10/2023	5/10/2023	6,110.95							Posted
	01-1500.00			FEDERAL MARRIED					3,584.54	0.00
	01-1500.00			FEDERAL SINGLE					1,734.01	0.00
	01-1500.00			Federal Head of Household					243.28	0.00
	01-1500.00			2020 Federal Single					234.89	0.00
	01-1500.00			2020 Federal Married					314.23	0.00
									<u>6,110.95</u>	<u>0.00</u>
33972	5/10/2023	5/10/2023	10,637.72							Posted
	01-1500.00			SOCIAL SECURITY					10,637.72	0.00
Eakes Office Products										
33989	5/23/2023	5/23/2023	617.31							Posted
	07-3223.00			cardstock paper easel post its					95.27	0.00
	07-3216.00			copier lease					522.04	0.00
									<u>617.31</u>	<u>0.00</u>
Emblem Enterprises										
33998	5/23/2023	5/23/2023	454.65							Posted
	04-3312.00			patches					454.65	0.00
Family Heritage										
33968	5/10/2023	5/10/2023	25.50							Posted
	01-1501.00			FAMILY HERITAGE					25.50	0.00
Federal Signal Corporation										
34008	5/23/2023	5/23/2023	17,791.30							Posted
	06-3415.10			emergency siren					17,791.30	0.00
Garrett Tires & Treads										
33995	5/23/2023	5/23/2023	36.95							Posted
	04-3310.00			tire repair					36.95	0.00
History Nebraska										
33985	5/23/2023	5/23/2023	35.00							Posted
	07-3340.00			year subscription					35.00	0.00
Ingram Library Services										
33991	5/23/2023	5/23/2023	1,815.96							Posted
	07-3340.00			materials					1,815.96	0.00
JEO										
33977	5/23/2023	5/23/2023	11,212.30							Posted
	12-4200.00			engineering fees					11,212.30	0.00

Accounts Payable Detail Listing

City of Broken Bow

<u>Vend#</u>	<u>Vendor Name</u>	<u>Pay#</u>	<u>Post Date</u>	<u>Due Date</u>	<u>Amount</u>	<u>Invoice</u>	<u>Date</u>	<u>PO#</u>	<u>Date</u>	<u>Status</u>
	<u>Account#</u>			<u>Work Order</u>		<u>Description</u>			<u>Debit</u>	<u>Credit</u>
	Kirkpatrick Cleaning Solutions (continued)									
33980	5/23/2023	5/23/2023		2,171.93						Posted
	02-3223.01					cleaning municipal bldg			873.00	0.00
	09-3311.00					cleaning supplies			1,298.93	0.00
									2,171.93	0.00
	Madison Neely									
34010	5/23/2023	5/23/2023		165.84						Posted
	09-3410.01					Boots			165.84	0.00
	Mead Lumber									
34009	5/23/2023	5/23/2023		483.08						Posted
	12-4200.11					paul brown			294.87	0.00
	08-3416.00					retaining wall			20.97	0.00
	02-3311.00					council chambers			167.24	0.00
									483.08	0.00
	National Geographic									
33990	5/23/2023	5/23/2023		45.00						Posted
	07-3340.00					2 year subscription			45.00	0.00
	1 Nebraska Child Support Payment Center									
33969	5/10/2023	5/10/2023		433.39						Posted
	01-1503.00					CHILD SUPPORT-NE			433.39	0.00
	Nebraska Pasture Door									
33996	5/23/2023	5/23/2023		200.00						Posted
	04-3312.00					Embroidery on shirts			200.00	0.00
	OBrien's Hardware									
34005	5/23/2023	5/23/2023		6.98						Posted
	08-3310.00					maintainer			6.98	0.00
	Platte Valley Communications									
33993	5/23/2023	5/23/2023		161.40						Posted
	04-3413.00					Antennas for 2023 Explorer x2			113.40	0.00
	05-3310.00					pager batteries			48.00	0.00
									161.40	0.00
	Presto X Company									
33984	5/23/2023	5/23/2023		61.02						Posted
	07-3311.00					monthly service			61.02	0.00
	Reams Sprinkler Supply									
34004	5/23/2023	5/23/2023		535.46						Posted
	09-3427.00					sprinklers			535.46	0.00
	S&L Sanitary Service									
33983	5/23/2023	5/23/2023		54.30						Posted
	09-3219.00					trash around the square			54.30	0.00
	Sandhills Custom Creations									
33982	5/23/2023	5/23/2023		59.94						Posted
	01-3212.00					logos for CA shirts			59.94	0.00
	Sargent Pipe Co									
34003	5/23/2023	5/23/2023		150.00						Posted
	09-3310.00					broom			150.00	0.00
	Site One Landscape Supply									
34014	5/23/2023	5/23/2023		2,827.71						Posted
	09-3430.00					herbicides and insecticides			2,053.00	0.00
	09-3427.00					herbicides and insecticides			774.71	0.00
									2,827.71	0.00
	State Income Tax WH NE Online Payment									
33973	5/10/2023	5/10/2023		3,339.74						Posted
	01-1500.00					STATE MARRIED			2,262.36	0.00
	01-1500.00					STATE SINGLE			1,077.38	0.00
									3,339.74	0.00

Steve Scott

Accounts Payable Detail Listing

City of Broken Bow

<u>Vend#</u>	<u>Vendor Name</u>	<u>Pay#</u>	<u>Post Date</u>	<u>Due Date</u>	<u>Amount</u>	<u>Invoice</u>	<u>Date</u>	<u>PO#</u>	<u>Date</u>	<u>Status</u>
	<u>Account#</u>			<u>Work Order</u>		<u>Description</u>			<u>Debit</u>	<u>Credit</u>
Steve Scott (continued)										
33994	5/23/2023	5/23/2023			122.96					Posted
	04-3223.00					stamps and supplies			92.96	0.00
	04-3410.00					registrations			30.00	0.00
									<u>122.96</u>	<u>0.00</u>
TCM Inc.										
33987	5/23/2023	5/23/2023			15.00					Posted
	07-3340.00					year subscription			15.00	0.00
TX Child Support SDU										
33976	5/10/2023	5/10/2023			69.23					Posted
	01-1503.00					CHILD SUPPORT-TX			69.23	0.00
Trotter Service										
34000	5/23/2023	5/23/2023			3,058.17					Posted
	08-3225.00					gas and oil			787.47	0.00
	09-3225.00					gas and oil			1,277.70	0.00
	05-3310.00					tahoe service and tires			496.50	0.00
	06-3310.00					tahoe service and tires			496.50	0.00
									<u>3,058.17</u>	<u>0.00</u>
Trotter's Whoa & Go										
34007	5/23/2023	5/23/2023			233.42					Posted
	06-3225.00					Fuel			233.42	0.00
Van Diest Supply Co										
34013	5/23/2023	5/23/2023			14,800.95					Posted
	08-3344.00					mosquito spray			9,993.50	0.00
	09-3339.00					fertilizer and weed spray			4,807.45	0.00
									<u>14,800.95</u>	<u>0.00</u>
Verizon Wireless										
33978	5/23/2023	5/23/2023			324.21					Posted
	05-3221.00					Rescue hot spots			80.02	0.00
	06-3221.00					Andy cell phone			42.83	0.00
	03-3221.00					Handi Bus Phone			35.68	0.00
	08-3221.00					street cell phone			42.83	0.00
	09-3221.00					parks cell phone			42.83	0.00
	06-3221.00					fire hot spot			40.01	0.00
	01-3221.00					zoning hotspot			40.01	0.00
									<u>324.21</u>	<u>0.00</u>
Woods & Aitken LLP										
33981	5/23/2023	5/23/2023			1,956.45					Posted
	01-3214.00					legal fees			1,956.45	0.00

117,504.78 54 Non-voided payables listed.

Report Setup

AP - Accounts Payable Listing : Vendor Name

Filter Options

Starting: 5/10/2023

Ending: 5/23/2023

Banks: All

Payable Status: Posted, Printed, ACH, Recorded, Voided

All Vendors Selected

Bi Weekly Payroll - \$62,265.49

Check Approval List - GL Account

5/19/2023 9:06:47 AM

City of Broken Bow

Page 1 of 3

<u>Vendor Name</u>	<u>Invoice</u>	<u>Invoice Description</u>	<u>Account Description</u>	<u>Amount</u>
General				
Aflac		PRE TAX AFLAC	Health/Life/Acc Insuranc	319.22
Aflac		AFLAC POST TAX	Health/Life/Acc Insuranc	70.02
Card Services		supplies	Association Dues	35.00
Card Services		supplies	City Promotions	246.14
Card Services		supplies	City Promotions	155.66
Card Services		supplies	Supplies & Postage	122.82
Century Link			Telephone/Internet	85.49
Century Link			Telephone/Internet	287.73
City Flex Benefit Plan		SELECT FLEX-UNREIMBURSED M/D/V	Health/Life/Acc Insuranc	25.00
City of Broken Bow - Health Insurance		HEALTH INS	Health/Life/Acc Insuranc	3,288.71
City of Broken Bow Pension Fund		414H RETIREMENT	Pension	8,392.68
City of Broken Bow Pension Fund		457 RETIREMENT	Pension	518.94
City of Broken Bow Pension Fund		RETIREMENT LOAN PAYMENT	Loan Payment	1,683.61
Colonial Insurance		COLONIAL LIFE PRE TAX	Health/Life/Acc Insuranc	428.67
Colonial Insurance		COLONIAL LIFE POST TAX	Health/Life/Acc Insuranc	118.72
Credit Management Services		EARNINGS	Wage Garnishment	419.31
Custer Title and Abstract		4 title searches	Legal Fees	600.00
EFTPS Online Payment		MEDICARE	Payroll Taxes	2,487.88
EFTPS Online Payment		FEDERAL	Payroll Taxes	3,584.54
EFTPS Online Payment		FEDERAL	Payroll Taxes	1,734.01
EFTPS Online Payment		FEDERAL	Payroll Taxes	243.28
EFTPS Online Payment		FEDERAL	Payroll Taxes	234.89
EFTPS Online Payment		FEDERAL	Payroll Taxes	314.23
EFTPS Online Payment		FICA	Payroll Taxes	10,637.72
Family Heritage		FAMILY HERITAGE	Health/Life/Acc Insuranc	25.50
Nebraska Child Support Payment Center		CHILD SUPPORT-NE	Child Support	433.39
Sandhills Custom Creations		logos for CA shirts	City Promotions	59.94
State Income Tax WH NE Online Paymei		STATE	Payroll Taxes	2,262.36
State Income Tax WH NE Online Paymei		STATE	Payroll Taxes	1,077.38
TX Child Support SDU		CHILD SUPPORT-TX	Child Support	69.23
Verizon Wireless		telephone	Telephone/Internet	40.01
Woods & Aitken LLP		legal fees	Legal Fees	1,956.45
			Total General	\$41,958.53
Municipal Building				
Bound Tree Medical		AED pads	Maint/Repair Equipment	197.99
Card Services		supplies	Equipment Purchases	887.00
Kirkpatrick Cleaning Solutions		municipal building cleaning	Building Cleaning Suppli	873.00
Mead Lumber		supplies	Maintenance & Repair B	167.24
			Total Municipal Building	\$2,125.23
Handi Bus				
Century Link			Telephone/Internet	82.09
Verizon Wireless		telephone	Telephone/Internet	35.68
			Total Handi Bus	\$117.77
Police				
Century Link			Telephone/Internet	303.42
Chris Anderson		Kennel for Sam	Dog Care	141.11
Emblem Enterprises		patches	Uniforms	454.65
Garrett Tires & Treads		tire repair	Maint/Repair Equipment	36.95
Nebraska Pasture Door		Embroidery on shirts	Uniforms	200.00
Platte Valley Communications		Atennas	Radios	113.40
Steve Scott		Supplies	Supplies & Postage	92.96
Steve Scott		Supplies	Equipment Purchases	30.00
			Total Police	\$1,372.49
Rescue Unit				
Bound Tree Medical		AED pads	Equipment Purchases	366.98
Card Services		supplies	Supplies & Postage	7.56
Platte Valley Communications		Atennas	Maint/Repair Equipment	48.00
Trotter Service		Fuel	Maint/Repair Equipment	496.50
Verizon Wireless		telephone	Telephone/Internet	80.02
			Total Rescue Unit	\$999.06
Fire				

Check Approval List - GL Account

5/19/2023 9:06:47 AM

City of Broken Bow

Page 2 of 3

<u>Vendor Name</u>	<u>Invoice</u>	<u>Invoice Description</u>	<u>Account Description</u>	<u>Amount</u>
Fire				
Card Services		supplies	Gas and Oil	14.23
Card Services		supplies	Equipment Purchases	288.87
Federal Signal Corporation		emergency siren	Sirens and Batteries	17,791.30
Trotter Service		Fuel	Maint/Repair Equipment	496.50
Trotter's Whoa & Go		fuel	Gas and Oil	233.42
Verizon Wireless		telephone	Telephone/Internet	42.83
Verizon Wireless		telephone	Telephone/Internet	40.01
			Total Fire	\$18,907.16
Library				
Birds & Blooms		2 year subscription	Book Purchases	20.00
Bound Tree Medical		AED pads	Maint/Repair Equipment	197.99
Consumer Reports		year subscription	Book Purchases	32.10
Eakes Office Products			Copier Maint/Expense	522.04
Eakes Office Products			Supplies & Postage	95.27
History Nebraska		year subscription	Book Purchases	35.00
Ingram Library Services		materials	Book Purchases	1,815.96
National Geographic		2 year subscription	Book Purchases	45.00
Presto X Company		monthly service	Maintenance & Repair B	61.02
TCM Inc.		year subscription	Book Purchases	15.00
			Total Library	\$2,839.38
Street				
Arrow Seed		grass seed	Land & Buildings	435.00
Century Link			Telephone/Internet	47.68
Mead Lumber		supplies	Land & Buildings	20.97
OBrien's Hardware		maintainer	Maint/Repair Equipment	6.98
Trotter Service		Fuel	Gas and Oil	787.47
Van Diest Supply Co		Mosquito and weed spray	Chemicals	9,993.50
Verizon Wireless		telephone	Telephone/Internet	42.83
			Total Street	\$11,334.43
Park				
Ag Land ATV		4 wheeler	Maint/Repair Equipment	256.16
Card Services		supplies	Training & Meeting Expe	139.03
Card Services		supplies	Maint/Repair Equipment	902.46
Card Services		supplies	Maint/Repair Equipment	89.66
Card Services		supplies	Underground Sprinklers	95.97
Card Services		supplies	Melham Lake	192.59
Century Link			Telephone/Internet	47.68
Kirkpatrick Cleaning Solutions		municipal building cleaning	Maintenance & Repair B	1,298.93
Madison Neely		Boots	Safety Equipment	165.84
Reams Sprinkler Supply		sprinklers	Underground Sprinklers	535.46
S&L Sanitary Service		trash around the square	Trash Removal	54.30
Sargent Pipe Co		broom	Maint/Repair Equipment	150.00
Site One Landscape Supply		herbicides and insecticides	Underground Sprinklers	774.71
Site One Landscape Supply		herbicides and insecticides	Melham Lake	2,053.00
Trotter Service		Fuel	Gas and Oil	1,277.70
Van Diest Supply Co		Mosquito and weed spray	Maintenance/Repair Grc	4,807.45
Verizon Wireless		telephone	Telephone/Internet	42.83
			Total Park	\$12,883.77
Swimming Pool				
Card Services		supplies	Training & Meeting Expe	40.00
Century Link			Telephone/Internet	149.45
Deterdings		Pool chemicals	Pool Chemicals	13,270.34
			Total Swimming Pool	\$13,459.79
ST Infra/Capital				
JEO		engineering fees	Sales Tax Infra Projects	11,212.30
Mead Lumber		supplies	ARPA	294.87
			Total ST Infra/Capital	\$11,507.17

Check Approval List - GL Account

5/19/2023 9:06:47 AM

City of Broken Bow

Page 3 of 3

Vendor Name

Invoice

Invoice Description

Account Description

Amount

\$117,504.78

Report Selection: Check Approval List - GL Account
Date Range Selection: GL Posting Date
Starting Date: 5/10/2023
Ending Date: 5/23/2023

Bi Weekly Payroll - \$62,265.49

[Return to Agenda](#)

Accounts Payable Detail Listing

Broken Bow Municipal Utilities

<u>Vend#</u>	<u>Vendor Name</u>	<u>Pay#</u>	<u>Post Date</u>	<u>Due Date</u>	<u>Amount</u>	<u>Invoice</u>	<u>Date</u>	<u>PO#</u>	<u>Date</u>	<u>Status</u>
	<u>Account#</u>			<u>Work Order</u>		<u>Description</u>			<u>Debit</u>	<u>Credit</u>
CARD SERVICES - ORSCHELNS FARM & HOME										
19208	5/23/2023	5/23/2023		630.58						Posted
	1-143380					OFFICE SUPPLIES			110.49	0.00
	1-143410					TOOLS			234.37	0.00
	3-340500					CONTRACTORS FOR WWTP			220.96	0.00
	5-545400					OFFICE SUPPLIES			64.76	0.00
									<u>630.58</u>	<u>0.00</u>
CENTURYLINK										
19209	5/23/2023	5/23/2023		210.27						Posted
	5-545700					Basic Phone Service- Office			143.65	0.00
	6-640300					Basic Phone Service- Office			66.62	0.00
									<u>210.27</u>	<u>0.00</u>
PAYROLL CITY OF BROKEN BOW PAYROLL REIMBURSEMENT										
19210	5/23/2023	5/23/2023		44,186.78						Posted
	4-440100					Payroll Reimbursement			824.17	0.00
	4-445220					Payroll Reimbursement			62.71	0.00
	4-445210					Payroll Reimbursement			49.45	0.00
	5-545130					Payroll Reimbursement			7,518.07	0.00
	5-545220					Payroll Reimbursement			546.54	0.00
	5-545210					Payroll Reimbursement			451.09	0.00
	1-143100					Payroll Reimbursement			17,557.76	0.00
	1-145220					Payroll Reimbursement			1,288.32	0.00
	1-145210					Payroll Reimbursement			758.49	0.00
	2-240100					Payroll Reimbursement			6,771.02	0.00
	2-245220					Payroll Reimbursement			490.39	0.00
	2-245210					Payroll Reimbursement			303.69	0.00
	3-340100					Payroll Reimbursement			6,771.02	0.00
	3-345230					Payroll Reimbursement			490.38	0.00
	3-345210					Payroll Reimbursement			303.68	0.00
									<u>44,186.78</u>	<u>0.00</u>
CUSTER COUNTY CHIEF										
19211	5/23/2023	5/23/2023		787.50						Posted
	2-243370					PUBLISHING			787.50	0.00
CUSTER TRANSFER STATION										
19227	5/23/2023	5/23/2023		10,001.00						Posted
	5-540200					transfer station fees collected			10,001.00	0.00
EZ IT Solutions										
19212	5/23/2023	5/23/2023		5.00						Posted
	2-245710					ID BADGE			5.00	0.00
Hydro Optimization & Automation Solution										
19213	5/23/2023	5/23/2023		14,404.00						Posted
	3-343800					PARTS FOR SCADA PROJECT			13,645.00	0.00
	3-340500					SERVICE CALL FOR WWTP			759.00	0.00
									<u>14,404.00</u>	<u>0.00</u>
JEO Consulting Group Inc.										
19214	5/23/2023	5/23/2023		10,378.00						Posted
	1-149990					SPECIAL PROJECTS			10,378.00	0.00
MUNICIPAL ENERGY AGENCY OF NE										
19228	5/23/2023	5/23/2023		515,872.84						Posted
	1-140200					Power Purchases MEAN			515,872.84	0.00
MYERS CONSTRUCTION INC.										
19216	5/23/2023	5/23/2023		11,550.00						Posted
	1-143300					FEEDER LINE			11,550.00	0.00
Mt. Custer Truck Sales										
19215	5/23/2023	5/23/2023		1,123.00						Posted
	1-143205					STEERING GEAR			1,123.00	0.00
NEBR. DEPT. OF ENVIRONMENT AND ENERGY										
19217	5/23/2023	5/23/2023		275.00						Posted
	3-343365					SEWER TEST FOR JEFF R/ERIK J			275.00	0.00

Accounts Payable Detail Listing

Broken Bow Municipal Utilities

<u>Vend#</u>	<u>Vendor Name</u>	<u>Pay#</u>	<u>Post Date</u>	<u>Due Date</u>	<u>Amount</u>	<u>Invoice</u>	<u>Date</u>	<u>PO#</u>	<u>Date</u>	<u>Status</u>
	<u>Account#</u>					<u>Description</u>			<u>Debit</u>	<u>Credit</u>
Quadient Finance USA, Inc. (continued)										
19218	5/23/2023	5/23/2023	400.00							Posted
	5-545500					POSTAGE			400.00	0.00
S & L SANITARY SERVICES										
19219	5/23/2023	5/23/2023	33,988.65							Posted
	1-143700					Trash Fees Billed			10.00	0.00
	2-243700					Trash Fees Billed			5.00	0.00
	3-341300					Trash Fees Billed			5.00	0.00
	5-540200					TRASH FEES			33,968.65	0.00
									33,988.65	0.00
SIGMA-ALDRICH RTC										
19220	5/23/2023	5/23/2023	78.27							Posted
	3-340500					PH TEST KIT			78.27	0.00
SPIRIT SOFTBALL										
19229	5/23/2023	5/23/2023	3,935.00							Posted
	1-130200					ACE CHOICE PROGRAM			3,935.00	0.00
TITAN MACHINERY-NORTH PLATTE										
19221	5/23/2023	5/23/2023	100.64							Posted
	1-143205					BACKHOE SENSOR			100.64	0.00
TROTTER SERVICE										
19222	5/23/2023	5/23/2023	720.10							Posted
	1-143500					Gas & Oil Trucks- Elec Dept			348.46	0.00
	1-143205					TIRE REPAIR			47.00	0.00
	2-243500					Gas & Oil For Trucks- Water Dept			299.64	0.00
	2-241000					TIRE REPAIR			25.00	0.00
									720.10	0.00
UNITED RENTALS, INC.										
19223	5/23/2023	5/23/2023	188.70							Posted
	3-349700					TRAINING			188.70	0.00
V-BAR Inc.										
19224	5/23/2023	5/23/2023	118.35							Posted
	1-143410					SQUARE TUBE, RECEIVER TUBE			118.35	0.00
VERIZON WIRELESS										
19225	5/23/2023	5/23/2023	85.66							Posted
	1-145700					Monthly Cell Phones - P Plant & Line Dept			42.83	0.00
	2-245700					Monthly Cell Phones - WATER DEPT			21.42	0.00
	3-345700					Monthly Cell Phones - SEWER DEPT			21.41	0.00
									85.66	0.00
WESCO RECEIVABLES CORP.										
19226	5/23/2023	5/23/2023	37,071.48							Posted
	1-149600					TRANSFORMERS			32,849.00	0.00
	1-147510					RUBBER GLOVE TESTING			604.81	0.00
	1-143300					LINE SUPPLIES			3,617.67	0.00
									37,071.48	0.00

686,110.82 22 Non-voided payables listed.

Report Setup

AP - Accounts Payable Listing : Vendor Name

Filter Options

Starting: 5/10/2023

Ending: 5/23/2023

Banks: All

Payable Status: Posted, Printed, ACH, Recorded, Voided

All Vendors Selected

Check Approval List - GL Account

5/19/2023 11:29:26 AM

Broken Bow Municipal Utilities

Page 1 of 2

<u>Vendor Name</u>	<u>Invoice</u>	<u>Invoice Description</u>	<u>Account Description</u>	<u>Amount</u>
ELECTRIC				
CARD SERVICES - ORSCHELNS FARM		OFFICE SUPPLIES, TOOLS, CONTRACT	MISC. EXPENSE- LINE	110.49
CARD SERVICES - ORSCHELNS FARM		OFFICE SUPPLIES, TOOLS, CONTRACT	SUPPLIES AND MAINTI	234.37
CITY OF BROKEN BOW PAYROLL REIM		PAYROLL REIMBURSEMENT	SALARIES-DISTRIBUTI	17,557.76
CITY OF BROKEN BOW PAYROLL REIM		PAYROLL REIMBURSEMENT	EMPLOYEE PENSION F	758.49
CITY OF BROKEN BOW PAYROLL REIM		PAYROLL REIMBURSEMENT	EMPLOYEE SOCIAL SE	1,288.32
JEO Consulting Group Inc.		SPECIAL PROJECTS	SPECIAL PROJECTS C	10,378.00
MUNICIPAL ENERGY AGENCY OF NE		POWER PURCHASES	POWER PURCHASES-I	515,872.84
MYERS CONSTRUCTION INC.		LINE MATERIALS & SUPPLIES	LINE MATERIALS & SU	11,550.00
Mt. Custer Truck Sales		TRUCK MAINTENANCE	MAINTENANCE-TRUCK	1,123.00
S & L SANITARY SERVICES		TRASH FEES	MAINT-BUILDINGS & G	10.00
SPIRIT SOFTBALL		ACE CHOICE PROGRAM	MERCHANDISE SALES	3,935.00
TITAN MACHINERY-NORTH PLATTE		MAINTENANCE-TRUCKS	MAINTENANCE-TRUCK	100.64
TROTTER SERVICE		FUEL, FIXED MOWER TIRE, MAINTENAN	MAINTENANCE-TRUCK	47.00
TROTTER SERVICE		FUEL, FIXED MOWER TIRE, MAINTENAN	GAS & OIL FOR TRUCK	348.46
V-BAR Inc.		SUPPLIES & MAINTENANCE	SUPPLIES AND MAINTI	118.35
VERIZON WIRELESS		CELL PHONES	TELEPHONE	42.83
WESCO RECEIVABLES CORP.		NEW TRANSFORMERS, SAGETY, & LINE	LINE MATERIALS & SU	3,617.67
WESCO RECEIVABLES CORP.		NEW TRANSFORMERS, SAGETY, & LINE	SAFETY- ELECTRIC	604.81
WESCO RECEIVABLES CORP.		NEW TRANSFORMERS, SAGETY, & LINE	NEW TRANSFORMERS	32,849.00
			Total ELECTRIC	\$600,547.03
WATER				
CITY OF BROKEN BOW PAYROLL REIM		PAYROLL REIMBURSEMENT	WATER SALARIES	6,771.02
CITY OF BROKEN BOW PAYROLL REIM		PAYROLL REIMBURSEMENT	EMPLOYEE PENSION F	303.69
CITY OF BROKEN BOW PAYROLL REIM		PAYROLL REIMBURSEMENT	EMPLOYEE SOCIAL SE	490.39
CUSTER COUNTY CHIEF		CCR REPORT & EPA POSTING	PRINTING/PUBLISHING	787.50
EZ IT Solutions		IT SERVICES	SAFETY- WATER	5.00
S & L SANITARY SERVICES		TRASH FEES	MAINT-BLDG & GRDS \	5.00
TROTTER SERVICE		FUEL, FIXED MOWER TIRE, MAINTENAN	OPERATING SUPPLIES	25.00
TROTTER SERVICE		FUEL, FIXED MOWER TIRE, MAINTENAN	GAS & OIL FOR TRUCK	299.64
VERIZON WIRELESS		CELL PHONES	TELEPHONE	21.42
			Total WATER	\$8,708.66
SEWER				
CARD SERVICES - ORSCHELNS FARM		OFFICE SUPPLIES, TOOLS, CONTRACT	MAINTENANCE - WAST	220.96
CITY OF BROKEN BOW PAYROLL REIM		PAYROLL REIMBURSEMENT	SEWER SALARIES	6,771.02
CITY OF BROKEN BOW PAYROLL REIM		PAYROLL REIMBURSEMENT	EMPLOYEE PENSION F	303.68
CITY OF BROKEN BOW PAYROLL REIM		PAYROLL REIMBURSEMENT	EMPLOYEE SOCIAL SE	490.38
Hydro Optimization & Automation Solutio		PARTS FOR SCADA PROJECT/SERVICE	MAINTENANCE - WAST	759.00
Hydro Optimization & Automation Solutio		PARTS FOR SCADA PROJECT/SERVICE	MAINTENANCE SCADA	13,645.00
NEBR. DEPT. OF ENVIRONMENT AND		SEWER TEST FOR JEFF R/ERIK J	CONFERENCE REGIST	275.00
S & L SANITARY SERVICES		TRASH FEES	MAINTENANCE-BUILD	5.00
SIGMA-ALDRICH RTC		PH TEST KIT	MAINTENANCE - WAST	78.27
UNITED RENTALS, INC.		TRAINING	SAFETY- SEWER DEPT	188.70
VERIZON WIRELESS		CELL PHONES	TELEPHONE	21.41
			Total SEWER	\$22,758.42
POWER PLANT				
CITY OF BROKEN BOW PAYROLL REIM		PAYROLL REIMBURSEMENT	POWER PLANT SALAR	824.17
CITY OF BROKEN BOW PAYROLL REIM		PAYROLL REIMBURSEMENT	EMPLOYEE PENSION F	49.45
CITY OF BROKEN BOW PAYROLL REIM		PAYROLL REIMBURSEMENT	EMPLOYEE SOCIAL SE	62.71
			Total POWER PLANT	\$936.33
BILLING				
CARD SERVICES - ORSCHELNS FARM		OFFICE SUPPLIES, TOOLS, CONTRACT	OFFICE SUPPLIES	64.76
CENTURYLINK		PHONE SERVICE	TELEPHONE	143.65
CITY OF BROKEN BOW PAYROLL REIM		PAYROLL REIMBURSEMENT	OFFICE SALARIES	7,518.07
CITY OF BROKEN BOW PAYROLL REIM		PAYROLL REIMBURSEMENT	EMPLOYEE PENSION F	451.09
CITY OF BROKEN BOW PAYROLL REIM		PAYROLL REIMBURSEMENT	EMPLOYEE SOCIAL SE	546.54
CUSTER TRANSFER STATION		TRANSFER STATION FEES COLLECTED	TRASH/TSA FEES	10,001.00
Quadient Finance USA, Inc.		POSTAGE	POSTAGE	400.00
S & L SANITARY SERVICES		TRASH FEES	TRASH/TSA FEES	33,968.65
			Total BILLING	\$53,093.76
FUEL STATION				
CENTURYLINK		PHONE SERVICE	TELEPHONE/INTERNE	66.62
			Total FUEL STATION	\$66.62

Check Approval List - GL Account

5/19/2023 11:29:26 AM

Broken Bow Municipal Utilities

Page 2 of 2

Vendor Name

Invoice

Invoice Description

Account Description

Amount

\$686,110.82

Report Selection: Check Approval List - GL Account

Date Range Selection: GL Posting Date

Starting Date: 5/10/2023

Ending Date: 5/23/2023

[Return to Agenda](#)

City Account Balances April 2023

	Beginning Balance	Receipts	Disbursements	Ending Balance
<u>Nebraska State Bank</u>				
General Checking	128,063.76	246,358.79	324,825.01	49,597.54
Bond Account	188,728.60	20,023.10		208,751.70
Street Dept Savings	201.83			201.83
Health Insurance	172,475.43	3,288.71	53,320.54	122,443.60
Library Maintenance Fund	26,496.71			26,496.71
Short-Term Disability/Health	1,727.52	0.44		1,727.96
Redevelopment Authority (CRA)	37,525.57	5,048.01	3,348.93	39,224.65
Redevelopment Authority Savings (CRA)	13,385.61			13,385.61
Community Betterment	89,178.44	1,565.96		90,744.40
CD 473	121,889.40			121,889.40
Bond CD 783	105,283.56			105,283.56
CD 429	78,362.49			78,362.49
 <u>Bruning State Bank</u>				
General Money Market	2,606,643.51	2,142.45		2,608,785.96
General Savings	1,087,944.74	85,411.09		1,173,355.83
Sales Tax Money Market	238,949.64	147.30		239,096.94
Sales Tax Savings	2,343,259.58	99,724.40		2,442,983.98
General Checking	100,101.64			100,101.64
Memorial Fund	23,678.73	23.26		23,701.99
CD Cell Financial Assistance	58,035.99	31.01		58,067.00
CDBG	197.98			197.98
Flex Benefit	10,039.38	65.00		10,104.38
Pension	2,176.34	20,259.95	20,259.95	2,176.34
Broken Bow Keno	9,881.41	9,478.03	12,118.98	7,240.46
City Square Ira Stone Memorial CD	4,583.23	2.31		4,585.54
Health CD 247	154,551.89			154,551.89
Health CD 248	170,457.29			170,457.29
GRAND TOTAL				7,853,516.67

Account	Account Name	Fiscal Year 22 - 23			Budget			Fiscal Year 21 - 22	
		Current	Year To Date	%Used	Current	Total	Remaining	Year To Date	Total
Revenue									
General									
01-2020.00	Motor Vehicle Tax	54,285.40	54,285.40	60.19 %	90,196.00	90,196.00	35,910.60	82,672.71	82,672.71
01-2030.00	Motor Vehicle Tax Pro-rate	1,797.62	1,797.62	63.34 %	2,838.00	2,838.00	1,040.38	2,381.14	2,381.14
01-2035.00	Motor Vehicle Fee	0.00	0.00	0.00 %	35,000.00	35,000.00	35,000.00	35,995.01	35,995.01
01-2040.00	County Road Levy	0.00	0.00	0.00 %	0.00	0.00	0.00	0.00	0.00
01-2050.00	Homestead Allocation	31,244.40	31,244.40	36.83 %	84,843.00	84,843.00	53,598.60	71,173.84	71,173.84
01-2060.00	Property Tax	546,576.99	546,576.99	61.84 %	883,815.00	883,815.00	337,238.01	1,055,606.09	1,055,606.09
01-2070.00	Bond Proceeds	0.00	0.00	0.00 %	0.00	0.00	0.00	0.00	0.00
01-2080.00	Mutual Finance Organization	0.00	0.00	0.00 %	14,000.00	14,000.00	14,000.00	16,754.23	16,754.23
01-2090.00	Interlocal Fire Board	0.00	0.00	0.00 %	0.00	0.00	0.00	0.00	0.00
01-2100.00	Housing Authority Tax	0.00	0.00	0.00 %	0.00	0.00	0.00	0.00	0.00
01-2110.00	Special Assessments	6,510.96	6,510.96	23.48 %	27,735.00	27,735.00	21,224.04	23,266.37	23,266.37
01-2200.00	Utility Transfer	393,868.33	393,868.33	71.61 %	550,000.00	550,000.00	156,131.67	656,098.30	656,098.30
01-2205.00	Utility Transfer Adm Costs	0.00	0.00	0.00 %	0.00	0.00	0.00	0.00	0.00
01-2210.00	Transfer from Utilities - Bond	0.00	0.00	0.00 %	0.00	0.00	0.00	0.00	0.00
01-2210.10	Transfer from Bond Fund	0.00	0.00	0.00 %	0.00	0.00	0.00	0.00	0.00
01-2290.00	CRA Tax Collection	0.00	0.00	0.00 %	0.00	0.00	0.00	0.00	0.00
01-2300.00	Equalization Payment	58,245.72	58,245.72	34.87 %	167,022.00	167,022.00	108,776.28	156,631.80	156,631.80
01-2301.00	Government Subdivision Aid	0.00	0.00	0.00 %	0.00	0.00	0.00	0.00	0.00
01-2302.00	MIRF	0.00	0.00	0.00 %	0.00	0.00	0.00	0.00	0.00
01-2303.00	Sales Tax Income .5%	410,285.96	410,285.96	124.33 %	330,000.00	330,000.00	(80,285.96)	460,535.42	460,535.42
01-2303.10	Sales Tax Income 1%	373,423.75	373,423.75	49.79 %	750,000.00	750,000.00	376,576.25	796,539.54	796,539.54
01-2303.20	Sales Tax Motor Vehicle .5%	88,716.46	88,716.46	73.93 %	120,000.00	120,000.00	31,283.54	130,416.37	130,416.37
01-2303.30	Sales Tax Motor Vehicle 1%	0.00	0.00	0.00 %	0.00	0.00	0.00	0.00	0.00
01-2400.00	Telecommunications Tax	14,882.09	14,882.09	74.41 %	20,000.00	20,000.00	5,117.91	20,432.45	20,432.45
01-2400.10	KENO Proceeds	18,791.26	18,791.26	75.16 %	25,000.00	25,000.00	6,208.74	30,026.95	30,026.95
01-2400.20	Hotel/Motel Occupation Tax	21,624.44	21,624.44	72.08 %	30,000.00	30,000.00	8,375.56	45,881.01	45,881.01
01-2401.00	Franchise Tax	33,340.51	33,340.51	111.14 %	30,000.00	30,000.00	(3,340.51)	38,735.77	38,735.77
01-2401.10	Lease Payments/Tower Rent	3,540.12	3,540.12	70.80 %	5,000.00	5,000.00	1,459.88	5,424.00	5,424.00
01-2401.20	Zoning Fees	950.00	950.00	19.00 %	5,000.00	5,000.00	4,050.00	6,400.00	6,400.00
01-2402.00	Fees/Permits/Licenses	5,882.00	5,882.00	65.36 %	9,000.00	9,000.00	3,118.00	9,287.00	9,287.00
01-2404.00	Publication Reimbursements	175.67	175.67	0.00 %	0.00	0.00	(175.67)	194.16	194.16
01-2405.00	Miscellaneous Reimbursements	0.00	0.00	0.00 %	0.00	0.00	0.00	41,473.00	41,473.00
01-2405.05	Property Tax Credit	58,181.91	58,181.91	83.35 %	69,806.00	69,806.00	11,624.09	58,559.86	58,559.86
01-2406.00	Gifts/Donations/Memorials	0.00	0.00	0.00 %	0.00	0.00	0.00	0.00	0.00
01-2407.00	Interest Income	21,502.12	21,502.12	0.00 %	0.00	0.00	(21,502.12)	12,600.31	12,600.31
01-2408.00	Miscellaneous Income	18,378.44	18,378.44	21.62 %	85,000.00	85,000.00	66,621.56	97,162.91	97,162.91
01-2409.10	Carline Tax	356.18	356.18	75.14 %	474.00	474.00	117.82	476.59	476.59
01-2410.01	Grant Funds - Park Trail	0.00	0.00	0.00 %	0.00	0.00	0.00	0.00	0.00
TOTAL Revenue		2,162,560.33	2,162,560.33	64.85 %	3,334,729.00	3,334,729.00	1,172,168.67	3,854,724.83	3,854,724.83

Expense

General

01-3101.00	Salaries	112,229.39	112,229.39	68.15 %	164,680.00	164,680.00	52,450.61	133,580.80	133,580.80
01-3102.00	FICA/Medicare	7,461.62	7,461.62	60.41 %	12,351.00	12,351.00	4,889.38	9,844.98	9,844.98
01-3103.00	Pension	3,468.65	3,468.65	35.10 %	9,880.80	9,880.80	6,412.15	5,714.56	5,714.56
01-3104.00	Health Insurance	11,200.22	11,200.22	48.70 %	23,000.00	23,000.00	11,799.78	(33,810.72)	(33,810.72)
01-3105.00	Health Ins Deductions/Claims	0.00	0.00	0.00 %	0.00	0.00	0.00	0.00	0.00

City of Broken Bow

Account	Account Name	Fiscal Year 22 - 23			Budget			Fiscal Year 21 - 22	
		Current	Year To Date	%Used	Current	Total	Remaining	Year To Date	Total
Expense (Continued)									
General									
01-3202.00	Education and Training	1,023.39	1,023.39	20.47 %	5,000.00	5,000.00	3,976.61	2,055.25	2,055.25
01-3205.00	Training & Meeting Expense	4,290.04	4,290.04	85.80 %	5,000.00	5,000.00	709.96	2,114.41	2,114.41
01-3205.01	Admin. Mileage Reimb	0.00	0.00	0.00 %	0.00	0.00	0.00	0.00	0.00
01-3205.03	Employee Expenses	3,745.00	3,745.00	37.45 %	10,000.00	10,000.00	6,255.00	3,014.00	3,014.00
01-3206.00	Association Dues	900.00	900.00	6.00 %	15,000.00	15,000.00	14,100.00	23,292.50	23,292.50
01-3207.00	Bonds & WorkmansCompInsurance	6,033.00	6,033.00	3.24 %	186,000.00	186,000.00	179,967.00	359,470.42	359,470.42
01-3208.00	Audit Expense	1,600.00	1,600.00	8.00 %	20,000.00	20,000.00	18,400.00	37,890.00	37,890.00
01-3209.00	Printing & Publication	5,304.14	5,304.14	70.72 %	7,500.00	7,500.00	2,195.86	4,682.85	4,682.85
01-3211.00	Election Expense	88.64	88.64	1.77 %	5,000.00	5,000.00	4,911.36	0.00	0.00
01-3212.00	City Promotions	8,496.28	8,496.28	28.32 %	30,000.00	30,000.00	21,503.72	5,283.54	5,283.54
01-3213.00	Weather Station Expense	214.95	214.95	63.22 %	340.00	340.00	125.05	344.98	344.98
01-3214.00	Legal Fees	51,866.86	51,866.86	148.19 %	35,000.00	35,000.00	(16,866.86)	17,654.60	17,654.60
01-3216.00	Copier Maint/Expense	4,309.81	4,309.81	57.46 %	7,500.00	7,500.00	3,190.19	6,300.76	6,300.76
01-3216.10	Software Fees	3,335.91	3,335.91	111.20 %	3,000.00	3,000.00	(335.91)	239.50	239.50
01-3217.00	Radio Communications	117,241.04	117,241.04	66.61 %	176,000.00	176,000.00	58,758.96	155,000.04	155,000.04
01-3218.00	Pension Administration	0.00	0.00	0.00 %	0.00	0.00	0.00	250.00	250.00
01-3221.00	Telephone/Internet	2,782.32	2,782.32	69.56 %	4,000.00	4,000.00	1,217.68	3,733.28	3,733.28
01-3222.00	Miscellaneous Expense	19,831.79	19,831.79	198.32 %	10,000.00	10,000.00	(9,831.79)	6,888.86	6,888.86
01-3223.00	Supplies & Postage	2,193.56	2,193.56	29.25 %	7,500.00	7,500.00	5,306.44	6,386.97	6,386.97
01-3223.10	Bank Fees	(49.43)	(49.43)	-49.43 %	100.00	100.00	149.43	147.00	147.00
01-3223.20	Filing Fees	25.00	25.00	1.25 %	2,000.00	2,000.00	1,975.00	237.06	237.06
01-3409.00	Airport Payment	7,583.31	7,583.31	58.33 %	13,000.00	13,000.00	5,416.69	12,999.96	12,999.96
01-3410.00	Equipment Purchases	4,787.89	4,787.89	47.88 %	10,000.00	10,000.00	5,212.11	0.00	0.00
01-3420.00	Admin Vehicle	0.00	0.00	0.00 %	0.00	0.00	0.00	0.00	0.00
01-3436.00	Building Demo	0.00	0.00	0.00 %	10,000.00	10,000.00	10,000.00	0.00	0.00
01-3438.00	IT Expense	4,643.81	4,643.81	30.96 %	15,000.00	15,000.00	10,356.19	8,719.97	8,719.97
01-3438.01	Administrator Expense	8,642.62	8,642.62	86.43 %	10,000.00	10,000.00	1,357.38	0.00	0.00
01-3439.00	Zoning Expense	12.85	12.85	0.26 %	5,000.00	5,000.00	4,987.15	2,760.24	2,760.24
TOTAL Expense		393,262.66	393,262.66	49.04 %	801,851.80	801,851.80	408,589.14	774,795.81	774,795.81

PROFIT / (LOSS) :

1,769,297.67	1,769,297.67	2,532,877.20	2,532,877.20	763,579.53	3,079,929.02	3,079,929.02
---------------------	---------------------	---------------------	---------------------	-------------------	---------------------	---------------------

City of Broken Bow

Account	Account Name	Fiscal Year 22 - 23			Budget			Fiscal Year 21 - 22	
		Current	Year To Date	%Used	Current	Total	Remaining	Year To Date	Total
Revenue									
Municipal Building									
02-2304.00	Municipal Building Rentals	6,225.00	6,225.00	51.88 %	12,000.00	12,000.00	5,775.00	11,925.00	11,925.00
TOTAL Revenue		6,225.00	6,225.00	51.88 %	12,000.00	12,000.00	5,775.00	11,925.00	11,925.00

Expense									
Municipal Building									
02-3101.00	Salaries	0.00	0.00	0.00 %	0.00	0.00	0.00	0.00	0.00
02-3102.00	FICA/Medicare	0.00	0.00	0.00 %	0.00	0.00	0.00	0.00	0.00
02-3103.00	Pension	0.00	0.00	0.00 %	0.00	0.00	0.00	0.00	0.00
02-3104.00	Health Insurance	0.00	0.00	0.00 %	0.00	0.00	0.00	0.00	0.00
02-3205.00	Training & Meeting Expense	849.91	849.91	17.00 %	5,000.00	5,000.00	4,150.09	0.00	0.00
02-3220.00	Utilities	10,670.11	10,670.11	71.13 %	15,000.00	15,000.00	4,329.89	10,824.09	10,824.09
02-3223.00	Supplies & Postage	57.54	57.54	8.85 %	650.00	650.00	592.46	775.09	775.09
02-3223.01	Building Cleaning Supplies	459.74	459.74	9.19 %	5,000.00	5,000.00	4,540.26	1,789.41	1,789.41
02-3310.00	Maint/Repair Equipment	1,419.05	1,419.05	21.83 %	6,500.00	6,500.00	5,080.95	1,425.64	1,425.64
02-3311.00	Maintenance & Repair Bldg	14,627.55	14,627.55	73.14 %	20,000.00	20,000.00	5,372.45	15,673.75	15,673.75
02-3410.00	Equipment Purchases	824.99	824.99	5.50 %	15,000.00	15,000.00	14,175.01	7,764.14	7,764.14
02-3419.01	Contracted Services	8,088.50	8,088.50	80.88 %	10,000.00	10,000.00	1,911.50	8,775.00	8,775.00
02-3438.00	IT Expense	1,132.72	1,132.72	7.55 %	15,000.00	15,000.00	13,867.28	5,491.78	5,491.78
TOTAL Expense		38,130.11	38,130.11	41.38 %	92,150.00	92,150.00	54,019.89	52,518.90	52,518.90

PROFIT / (LOSS) :

(31,905.11)	(31,905.11)	(80,150.00)	(80,150.00)	(48,244.89)	(40,593.90)	(40,593.90)
--------------------	--------------------	--------------------	--------------------	--------------------	--------------------	--------------------

City of Broken Bow

Account	Account Name	Fiscal Year 22 - 23			Budget			Fiscal Year 21 - 22	
		Current	Year To Date	%Used	Current	Total	Remaining	Year To Date	Total
Revenue									
Handi Bus									
03-2409.00	Passenger Contributions	282.71	282.71	35.34 %	800.00	800.00	517.29	1,083.99	1,083.99
03-2410.00	Grant Reimbursement	6,302.00	6,302.00	14.00 %	45,000.00	45,000.00	38,698.00	42,734.00	42,734.00
TOTAL Revenue		6,584.71	6,584.71	14.38 %	45,800.00	45,800.00	39,215.29	43,817.99	43,817.99
Expense									
Handi Bus									
03-3101.00	Salaries	14,935.87	14,935.87	39.61 %	37,710.40	37,710.40	22,774.53	40,403.59	40,403.59
03-3102.00	FICA/Medicare	1,137.26	1,137.26	40.21 %	2,828.00	2,828.00	1,690.74	3,049.37	3,049.37
03-3103.00	Pension	0.00	0.00	0.00 %	2,280.00	2,280.00	2,280.00	1,058.32	1,058.32
03-3104.00	Health Insurance	7,046.13	7,046.13	58.72 %	12,000.00	12,000.00	4,953.87	11,719.91	11,719.91
03-3207.00	Bonds & WorkmansCompInsurence	0.00	0.00	0.00 %	750.00	750.00	750.00	0.00	0.00
03-3216.00	Copier Maint/Expense	0.00	0.00	0.00 %	0.00	0.00	0.00	0.00	0.00
03-3220.00	Utilities	0.00	0.00	0.00 %	0.00	0.00	0.00	0.00	0.00
03-3221.00	Telephone/Internet	771.37	771.37	59.34 %	1,300.00	1,300.00	528.63	1,193.59	1,193.59
03-3222.00	Miscellaneous Expense	228.23	228.23	152.15 %	150.00	150.00	(78.23)	248.04	248.04
03-3223.00	Supplies & Postage	135.30	135.30	67.65 %	200.00	200.00	64.70	22.99	22.99
03-3225.00	Gas and Oil	0.00	0.00	0.00 %	7,500.00	7,500.00	7,500.00	5,096.06	5,096.06
03-3226.00	Tires	0.00	0.00	0.00 %	0.00	0.00	0.00	0.00	0.00
03-3310.00	Maint/Repair Equipment	2,641.58	2,641.58	132.08 %	2,000.00	2,000.00	(641.58)	2,173.07	2,173.07
03-3410.00	Equipment Purchases	0.00	0.00	0.00 %	0.00	0.00	0.00	0.00	0.00
03-3438.00	IT Expense	135.92	135.92	0.00 %	0.00	0.00	(135.92)	205.91	205.91
TOTAL Expense		27,031.66	27,031.66	40.52 %	66,718.40	66,718.40	39,686.74	65,170.85	65,170.85
PROFIT / (LOSS) :		(20,446.95)	(20,446.95)		(20,918.40)	(20,918.40)	(471.45)	(21,352.86)	(21,352.86)

City of Broken Bow

Account	Account Name	Fiscal Year 22 - 23			Budget			Fiscal Year 21 - 22	
		Current	Year To Date	%Used	Current	Total	Remaining	Year To Date	Total
Revenue									
Police									
04-2406.00	Gifts/Donations/Memorials	0.00	0.00	0.00 %	0.00	0.00	0.00	646.25	646.25
04-2407.10	K9 Donations	(7,680.00)	(7,680.00)	0.00 %	0.00	0.00	7,680.00	7,680.00	7,680.00
04-2410.00	Grant Reimbursement	1,381.85	1,381.85	27.64 %	5,000.00	5,000.00	3,618.15	6,305.47	6,305.47
04-2411.00	Pound Fees	0.00	0.00	0.00 %	0.00	0.00	0.00	0.00	0.00
04-2412.00	Dog Licenses	175.00	175.00	87.50 %	200.00	200.00	25.00	16.30	16.30
04-2412.10	Permits	720.00	720.00	96.00 %	750.00	750.00	30.00	965.00	965.00
04-2413.00	Fines	420.00	420.00	210.00 %	200.00	200.00	(220.00)	215.00	215.00
04-2414.00	Citation Fines	151.95	151.95	43.41 %	350.00	350.00	198.05	208.05	208.05
TOTAL Revenue		(4,831.20)	(4,831.20)	-74.33 %	6,500.00	6,500.00	11,331.20	16,036.07	16,036.07
Expense									
Police									
04-3101.00	Salaries	329,614.32	329,614.32	61.04 %	540,000.00	540,000.00	210,385.68	498,088.30	498,088.30
04-3101.01	Overtime Wages	0.00	0.00	0.00 %	0.00	0.00	0.00	0.00	0.00
04-3102.00	FICA/Medicare	24,154.88	24,154.88	59.64 %	40,500.00	40,500.00	16,345.12	36,554.36	36,554.36
04-3103.00	Pension	14,228.04	14,228.04	56.91 %	25,000.00	25,000.00	10,771.96	26,582.86	26,582.86
04-3104.00	Health Insurance	49,322.93	49,322.93	46.97 %	105,000.00	105,000.00	55,677.07	92,470.60	92,470.60
04-3205.00	Training & Meeting Expense	6,462.14	6,462.14	80.78 %	8,000.00	8,000.00	1,537.86	2,726.80	2,726.80
04-3206.00	Association Dues	300.00	300.00	75.00 %	400.00	400.00	100.00	390.00	390.00
04-3209.00	Printing & Publication	399.16	399.16	79.83 %	500.00	500.00	100.84	196.75	196.75
04-3216.00	Copier Maint/Expense	741.28	741.28	43.60 %	1,700.00	1,700.00	958.72	1,282.31	1,282.31
04-3220.00	Utilities	6,117.24	6,117.24	81.56 %	7,500.00	7,500.00	1,382.76	6,960.83	6,960.83
04-3221.00	Telephone/Internet	4,337.83	4,337.83	61.97 %	7,000.00	7,000.00	2,662.17	6,109.87	6,109.87
04-3223.00	Supplies & Postage	1,461.64	1,461.64	58.47 %	2,500.00	2,500.00	1,038.36	2,442.92	2,442.92
04-3225.00	Gas and Oil	1,125.27	1,125.27	8.04 %	14,000.00	14,000.00	12,874.73	10,587.89	10,587.89
04-3310.00	Maint/Repair Equipment	18,445.02	18,445.02	92.23 %	20,000.00	20,000.00	1,554.98	4,692.26	4,692.26
04-3311.00	Maintenance & Repair Bldg	849.82	849.82	56.65 %	1,500.00	1,500.00	650.18	1,564.66	1,564.66
04-3312.00	Uniforms	2,992.58	2,992.58	29.93 %	10,000.00	10,000.00	7,007.42	2,181.09	2,181.09
04-3313.00	Training	0.00	0.00	0.00 %	7,000.00	7,000.00	7,000.00	0.00	0.00
04-3314.00	Police Officer Expense	0.00	0.00	0.00 %	300.00	300.00	300.00	389.94	389.94
04-3315.00	Dog Care	1,247.56	1,247.56	62.38 %	2,000.00	2,000.00	752.44	1,541.47	1,541.47
04-3315.10	K9 Officer	141.66	141.66	7.08 %	2,000.00	2,000.00	1,858.34	0.00	0.00
04-3317.00	K9 Donation Expense	0.00	0.00	0.00 %	0.00	0.00	0.00	3,085.94	3,085.94
04-3410.00	Equipment Purchases	48,495.83	48,495.83	96.99 %	50,000.00	50,000.00	1,504.17	74,864.64	74,864.64
04-3411.00	Computers	4,977.24	4,977.24	76.57 %	6,500.00	6,500.00	1,522.76	4,027.51	4,027.51
04-3412.00	Vests	2,148.00	2,148.00	107.40 %	2,000.00	2,000.00	(148.00)	0.00	0.00
04-3413.00	Radios	0.00	0.00	0.00 %	750.00	750.00	750.00	542.71	542.71
04-3414.00	Guns	1,693.29	1,693.29	48.38 %	3,500.00	3,500.00	1,806.71	12,605.27	12,605.27
04-3414.10	Ammunition	2,760.26	2,760.26	92.01 %	3,000.00	3,000.00	239.74	0.00	0.00
04-3437.00	Arrest Related Expense	0.00	0.00	0.00 %	1,500.00	1,500.00	1,500.00	3,234.47	3,234.47
04-3438.00	IT Expense	187.50	187.50	7.50 %	2,500.00	2,500.00	2,312.50	1,000.00	1,000.00
TOTAL Expense		522,203.49	522,203.49	60.39 %	864,650.00	864,650.00	342,446.51	794,123.45	794,123.45

City of Broken Bow

Account	Account Name	Fiscal Year 22 - 23			Budget			Fiscal Year 21 - 22	
		Current	Year To Date	%Used	Current	Total	Remaining	Year To Date	Total
PROFIT / (LOSS) :		(527,034.69)	(527,034.69)		(858,150.00)	(858,150.00)	(331,115.31)	(778,087.38)	(778,087.38)
Revenue									
Rescue Unit									
05-2406.00	Gifts/Donations/Memorials	0.00	0.00	0.00 %	0.00	0.00	0.00	15,738.10	15,738.10
05-2408.00	Miscellaneous Income	0.00	0.00	0.00 %	0.00	0.00	0.00	0.00	0.00
05-2415.00	Ambulance Service	44,280.77	44,280.77	59.04 %	75,000.00	75,000.00	30,719.23	79,959.43	79,959.43
TOTAL Revenue		44,280.77	44,280.77	59.04 %	75,000.00	75,000.00	30,719.23	95,697.53	95,697.53
Expense									
Rescue Unit									
05-3101.00	Salaries	13,478.40	13,478.40	61.54 %	21,902.40	21,902.40	8,424.00	20,280.00	20,280.00
05-3102.00	FICA/Medicare	937.17	937.17	57.04 %	1,643.00	1,643.00	705.83	1,397.76	1,397.76
05-3103.00	Pension	808.64	808.64	64.52 %	1,253.31	1,253.31	444.67	1,216.80	1,216.80
05-3104.00	Health Insurance	3,523.09	3,523.09	58.72 %	6,000.00	6,000.00	2,476.91	5,859.97	5,859.97
05-3202.00	Education and Training	6,287.04	6,287.04	62.87 %	10,000.00	10,000.00	3,712.96	238.14	238.14
05-3202.10	Conference	4,427.46	4,427.46	98.39 %	4,500.00	4,500.00	72.54	0.00	0.00
05-3206.00	Association Dues	610.00	610.00	101.67 %	600.00	600.00	(10.00)	510.00	510.00
05-3209.00	Printing & Publication	0.00	0.00	0.00 %	50.00	50.00	50.00	546.72	546.72
05-3216.00	Copier Maint/Expense	184.31	184.31	40.96 %	450.00	450.00	265.69	448.79	448.79
05-3220.00	Utilities	2,936.81	2,936.81	65.26 %	4,500.00	4,500.00	1,563.19	3,934.43	3,934.43
05-3221.00	Telephone/Internet	882.60	882.60	88.26 %	1,000.00	1,000.00	117.40	1,250.40	1,250.40
05-3223.00	Supplies & Postage	64.54	64.54	18.44 %	350.00	350.00	285.46	6,063.09	6,063.09
05-3223.01	Building Cleaning Supplies	144.01	144.01	72.00 %	200.00	200.00	55.99	364.98	364.98
05-3225.00	Gas and Oil	340.31	340.31	5.67 %	6,000.00	6,000.00	5,659.69	4,771.89	4,771.89
05-3310.00	Maint/Repair Equipment	2,230.86	2,230.86	32.81 %	6,800.00	6,800.00	4,569.14	5,219.83	5,219.83
05-3313.00	Training	460.00	460.00	30.67 %	1,500.00	1,500.00	1,040.00	20,560.92	20,560.92
05-3330.00	Life Insurance	1,364.16	1,364.16	124.01 %	1,100.00	1,100.00	(264.16)	1,071.84	1,071.84
05-3332.00	Laundry	23.32	23.32	15.55 %	150.00	150.00	126.68	13.90	13.90
05-3334.00	Ambulance Driver Incentive	19,540.00	19,540.00	65.13 %	30,000.00	30,000.00	10,460.00	17,955.00	17,955.00
05-3336.00	Insurance Aid Fees	6,656.64	6,656.64	39.16 %	17,000.00	17,000.00	10,343.36	12,083.97	12,083.97
05-3338.00	Ambulance Supplies	6,800.22	6,800.22	85.00 %	8,000.00	8,000.00	1,199.78	9,092.39	9,092.39
05-3361.00	Uniforms	199.27	199.27	39.85 %	500.00	500.00	300.73	4,198.78	4,198.78
05-3410.00	Equipment Purchases	12,252.27	12,252.27	26.64 %	46,000.00	46,000.00	33,747.73	4,580.26	4,580.26
05-3438.00	IT Expense	2,305.66	2,305.66	46.11 %	5,000.00	5,000.00	2,694.34	3,427.89	3,427.89
TOTAL Expense		86,456.78	86,456.78	49.55 %	174,498.71	174,498.71	88,041.93	125,087.75	125,087.75
PROFIT / (LOSS) :		(42,176.01)	(42,176.01)		(99,498.71)	(99,498.71)	(57,322.70)	(29,390.22)	(29,390.22)

City of Broken Bow

Account	Account Name	Fiscal Year 22 - 23			Budget			Fiscal Year 21 - 22	
		Current	Year To Date	%Used	Current	Total	Remaining	Year To Date	Total
Revenue									
Fire									
06-2403.00	Insurance Reimbursements	0.00	0.00	0.00 %	0.00	0.00	0.00	0.00	0.00
06-2405.00	Miscellaneous Reimbursements	0.00	0.00	0.00 %	0.00	0.00	0.00	0.00	0.00
06-2406.00	Gifts/Donations/Memorials	0.00	0.00	0.00 %	0.00	0.00	0.00	0.00	0.00
06-2408.00	Miscellaneous Income	0.00	0.00	0.00 %	0.00	0.00	0.00	0.00	0.00
06-2410.00	Grant Reimbursement	0.00	0.00	0.00 %	0.00	0.00	0.00	0.00	0.00
06-2416.00	Rural Fire Protection	0.00	0.00	0.00 %	0.00	0.00	0.00	0.00	0.00
TOTAL Revenue		0.00	0.00	0.00 %	0.00	0.00	0.00	0.00	0.00
Expense									
Fire									
06-3101.00	Salaries	13,586.69	13,586.69	62.03 %	21,902.40	21,902.40	8,315.71	20,280.00	20,280.00
06-3102.00	FICA/Medicare	945.07	945.07	57.52 %	1,643.00	1,643.00	697.93	1,398.02	1,398.02
06-3103.00	Pension	808.80	808.80	64.53 %	1,253.31	1,253.31	444.51	1,216.80	1,216.80
06-3104.00	Health Insurance	3,523.09	3,523.09	58.72 %	6,000.00	6,000.00	2,476.91	5,859.97	5,859.97
06-3205.00	Training & Meeting Expense	106.47	106.47	21.29 %	500.00	500.00	393.53	0.00	0.00
06-3205.10	Fire School	0.00	0.00	0.00 %	2,000.00	2,000.00	2,000.00	0.00	0.00
06-3209.00	Printing & Publication	0.00	0.00	0.00 %	50.00	50.00	50.00	700.00	700.00
06-3216.00	Copier Maint/Expense	184.24	184.24	40.94 %	450.00	450.00	265.76	448.66	448.66
06-3220.00	Utilities	2,678.79	2,678.79	59.53 %	4,500.00	4,500.00	1,821.21	4,684.85	4,684.85
06-3221.00	Telephone/Internet	902.64	902.64	90.26 %	1,000.00	1,000.00	97.36	1,116.77	1,116.77
06-3223.00	Supplies & Postage	102.39	102.39	20.48 %	500.00	500.00	397.61	311.73	311.73
06-3225.00	Gas and Oil	812.62	812.62	27.09 %	3,000.00	3,000.00	2,187.38	2,968.63	2,968.63
06-3310.00	Maint/Repair Equipment	5,187.18	5,187.18	51.87 %	10,000.00	10,000.00	4,812.82	3,635.92	3,635.92
06-3311.00	Maintenance & Repair Bldg	1,570.66	1,570.66	31.41 %	5,000.00	5,000.00	3,429.34	928.41	928.41
06-3313.00	Training	130.00	130.00	13.00 %	1,000.00	1,000.00	870.00	634.80	634.80
06-3330.00	Life Insurance	0.00	0.00	0.00 %	0.00	0.00	0.00	657.72	657.72
06-3410.00	Equipment Purchases	(1,064.83)	(1,064.83)	-5.32 %	20,000.00	20,000.00	21,064.83	25,749.69	25,749.69
06-3415.10	Sirens and Batteries	0.00	0.00	0.00 %	30,000.00	30,000.00	30,000.00	0.00	0.00
06-3438.00	IT Expense	2,305.64	2,305.64	32.94 %	7,000.00	7,000.00	4,694.36	2,938.46	2,938.46
TOTAL Expense		31,779.45	31,779.45	27.44 %	115,798.71	115,798.71	84,019.26	73,530.43	73,530.43
PROFIT / (LOSS) :		(31,779.45)	(31,779.45)		(115,798.71)	(115,798.71)	(84,019.26)	(73,530.43)	(73,530.43)

City of Broken Bow

Account	Account Name	Fiscal Year 22 - 23			Budget			Fiscal Year 21 - 22	
		Current	Year To Date	%Used	Current	Total	Remaining	Year To Date	Total
Revenue									
Library									
07-2406.00	Gifts/Donations/Memorials	6,606.00	6,606.00	0.00 %	0.00	0.00	(6,606.00)	0.00	0.00
07-2408.00	Miscellaneous Income	0.00	0.00	0.00 %	0.00	0.00	0.00	0.00	0.00
07-2417.00	Library Fees	3,310.70	3,310.70	132.43 %	2,500.00	2,500.00	(810.70)	3,691.62	3,691.62
TOTAL Revenue		9,916.70	9,916.70	396.67 %	2,500.00	2,500.00	(7,416.70)	3,691.62	3,691.62

Expense									
Library									
07-3101.00	Salaries	84,664.59	84,664.59	54.98 %	154,000.00	154,000.00	69,335.41	126,064.93	126,064.93
07-3102.00	FICA/Medicare	6,074.17	6,074.17	52.59 %	11,550.00	11,550.00	5,475.83	9,123.44	9,123.44
07-3103.00	Pension	4,233.64	4,233.64	45.82 %	9,240.00	9,240.00	5,006.36	6,845.28	6,845.28
07-3104.00	Health Insurance	14,092.27	14,092.27	40.26 %	35,000.00	35,000.00	20,907.73	23,439.82	23,439.82
07-3205.00	Training & Meeting Expense	169.39	169.39	19.93 %	850.00	850.00	680.61	642.96	642.96
07-3206.00	Association Dues	195.00	195.00	84.78 %	230.00	230.00	35.00	190.00	190.00
07-3216.00	Copier Maint/Expense	969.15	969.15	57.01 %	1,700.00	1,700.00	730.85	1,770.79	1,770.79
07-3219.00	Trash Removal	0.00	0.00	0.00 %	0.00	0.00	0.00	0.00	0.00
07-3220.00	Utilities	11,571.90	11,571.90	89.01 %	13,000.00	13,000.00	1,428.10	12,152.48	12,152.48
07-3221.00	Telephone/Internet	1,955.36	1,955.36	97.77 %	2,000.00	2,000.00	44.64	1,817.12	1,817.12
07-3222.00	Miscellaneous Expense	0.00	0.00	0.00 %	0.00	0.00	0.00	0.00	0.00
07-3222.20	Programming	0.00	0.00	0.00 %	0.00	0.00	0.00	0.00	0.00
07-3223.00	Supplies & Postage	1,373.58	1,373.58	54.94 %	2,500.00	2,500.00	1,126.42	2,446.58	2,446.58
07-3310.00	Maint/Repair Equipment	0.00	0.00	0.00 %	500.00	500.00	500.00	12.99	12.99
07-3310.10	Tech Support/Subscriptions	1,980.00	1,980.00	105.88 %	1,870.00	1,870.00	(110.00)	1,700.00	1,700.00
07-3311.00	Maintenance & Repair Bldg	738.32	738.32	14.77 %	5,000.00	5,000.00	4,261.68	3,991.91	3,991.91
07-3313.00	Training	649.85	649.85	25.99 %	2,500.00	2,500.00	1,850.15	695.00	695.00
07-3339.00	Maintenance/Repair Grounds	20.98	20.98	2.10 %	1,000.00	1,000.00	979.02	0.00	0.00
07-3340.00	Book Purchases	14,426.34	14,426.34	53.43 %	27,000.00	27,000.00	12,573.66	26,918.78	26,918.78
07-3340.10	Database	318.19	318.19	90.91 %	350.00	350.00	31.81	303.04	303.04
07-3340.20	Nebraska Overdrive	500.00	500.00	100.00 %	500.00	500.00	0.00	500.00	500.00
07-3342.00	Library Promotions	390.00	390.00	97.50 %	400.00	400.00	10.00	357.80	357.80
07-3410.00	Equipment Purchases	271.05	271.05	18.07 %	1,500.00	1,500.00	1,228.95	1,386.23	1,386.23
07-3419.01	Contracted Services	6,696.00	6,696.00	66.96 %	10,000.00	10,000.00	3,304.00	10,044.00	10,044.00
07-3420.01	Daugherty Library Maint Fund	0.00	0.00	0.00 %	6,606.00	6,606.00	6,606.00	0.00	0.00
07-3438.00	IT Expense	4,496.31	4,496.31	28.10 %	16,000.00	16,000.00	11,503.69	6,876.95	6,876.95
TOTAL Expense		155,786.09	155,786.09	51.36 %	303,296.00	303,296.00	147,509.91	237,280.10	237,280.10

PROFIT / (LOSS) :

(145,869.39)	(145,869.39)	(300,796.00)	(300,796.00)	(154,926.61)	(233,588.48)	(233,588.48)
---------------------	---------------------	---------------------	---------------------	---------------------	---------------------	---------------------

City of Broken Bow

Account	Account Name	Fiscal Year 22 - 23			Budget			Fiscal Year 21 - 22	
		Current	Year To Date	%Used	Current	Total	Remaining	Year To Date	Total
Revenue									
Street									
08-2405.00	Miscellaneous Reimbursements	18,774.22	18,774.22	535.10 %	1,223.00	1,223.00	(17,551.22)	1,268.74	1,268.74
08-2408.10	Grant Funds	0.00	0.00	0.00 %	0.00	0.00	0.00	0.00	0.00
08-2408.20	Sales Tax Infra Transfer	0.00	0.00	0.00 %	0.00	0.00	0.00	0.00	0.00
08-2418.00	Street Allocation	329,653.24	329,653.24	64.39 %	512,000.00	512,000.00	182,346.76	486,201.01	486,201.01
08-2419.00	Incentive Payment	0.00	0.00	0.00 %	3,000.00	3,000.00	3,000.00	4,000.00	4,000.00
08-2421.00	Box Culvert Reimbursement	0.00	0.00	0.00 %	0.00	0.00	0.00	0.00	0.00
08-2422.00	Road Material Reimbursement	0.00	0.00	0.00 %	0.00	0.00	0.00	0.00	0.00
08-2424.00	Equipment Rental Fees	0.00	0.00	0.00 %	0.00	0.00	0.00	35.00	35.00
TOTAL Revenue		348,427.46	348,427.46	67.50 %	516,223.00	516,223.00	167,795.54	491,504.75	491,504.75
Expense									
Street									
08-3101.00	Salaries	157,681.32	157,681.32	63.07 %	250,000.00	250,000.00	92,318.68	192,070.40	192,070.40
08-3101.01	Overtime Wages	(6,638.55)	(6,638.55)	-66.39 %	10,000.00	10,000.00	16,638.55	0.00	0.00
08-3102.00	FICA/Medicare	11,373.39	11,373.39	60.66 %	18,750.00	18,750.00	7,376.61	14,046.12	14,046.12
08-3103.00	Pension	9,431.61	9,431.61	69.86 %	13,500.00	13,500.00	4,068.39	11,511.15	11,511.15
08-3104.00	Health Insurance	24,661.49	24,661.49	46.53 %	53,000.00	53,000.00	28,338.51	41,019.71	41,019.71
08-3205.00	Training & Meeting Expense	1,451.75	1,451.75	145.18 %	1,000.00	1,000.00	(451.75)	88.09	88.09
08-3206.00	Association Dues	0.00	0.00	0.00 %	0.00	0.00	0.00	85.58	85.58
08-3220.00	Utilities	13,248.81	13,248.81	73.60 %	18,000.00	18,000.00	4,751.19	12,095.88	12,095.88
08-3221.00	Telephone/Internet	912.06	912.06	65.15 %	1,400.00	1,400.00	487.94	1,232.43	1,232.43
08-3222.00	Miscellaneous Expense	367.42	367.42	9.19 %	4,000.00	4,000.00	3,632.58	1,318.83	1,318.83
08-3222.10	Snow Removal	85,013.41	85,013.41	242.90 %	35,000.00	35,000.00	(50,013.41)	26,000.00	26,000.00
08-3223.00	Supplies & Postage	475.83	475.83	79.30 %	600.00	600.00	124.17	24.64	24.64
08-3225.00	Gas and Oil	20,474.59	20,474.59	68.25 %	30,000.00	30,000.00	9,525.41	16,104.09	16,104.09
08-3290.00		0.00	0.00	0.00 %	0.00	0.00	0.00	0.00	0.00
08-3310.00	Maint/Repair Equipment	46,482.94	46,482.94	89.39 %	52,000.00	52,000.00	5,517.06	54,293.32	54,293.32
08-3311.00	Maintenance & Repair Bldg	1,254.40	1,254.40	41.81 %	3,000.00	3,000.00	1,745.60	540.93	540.93
08-3344.00	Chemicals	892.50	892.50	4.06 %	22,000.00	22,000.00	21,107.50	12,904.11	12,904.11
08-3345.00	Road Materials	0.00	0.00	0.00 %	19,000.00	19,000.00	19,000.00	3,967.92	3,967.92
08-3346.00	Gravel	369.92	369.92	36.99 %	1,000.00	1,000.00	630.08	0.00	0.00
08-3347.00	Street Signs	489.60	489.60	13.99 %	3,500.00	3,500.00	3,010.40	3,214.30	3,214.30
08-3348.00	Street Signals/Maintenance	4,279.39	4,279.39	71.32 %	6,000.00	6,000.00	1,720.61	113.43	113.43
08-3348.10	Flags	0.00	0.00	0.00 %	5,000.00	5,000.00	5,000.00	17,438.29	17,438.29
08-3349.00	Pavement Marking	0.00	0.00	0.00 %	11,000.00	11,000.00	11,000.00	9,716.65	9,716.65
08-3350.00	Shop Tools	399.78	399.78	11.42 %	3,500.00	3,500.00	3,100.22	46.84	46.84
08-3351.00	Equipment Rental	0.00	0.00	0.00 %	3,000.00	3,000.00	3,000.00	0.00	0.00
08-3410.00	Equipment Purchases	10,443.96	10,443.96	29.84 %	35,000.00	35,000.00	24,556.04	32,263.30	32,263.30
08-3410.01	Safety Equipment	822.45	822.45	23.50 %	3,500.00	3,500.00	2,677.55	2,494.44	2,494.44
08-3416.00	Land & Buildings	7.18	7.18	0.13 %	5,500.00	5,500.00	5,492.82	1,422.14	1,422.14
08-3422.01	Street Lighting	214.00	214.00	0.00 %	0.00	0.00	(214.00)	35,314.41	35,314.41
08-3423.00	Storm Sewers	0.00	0.00	0.00 %	1,500.00	1,500.00	1,500.00	0.00	0.00
08-3424.00	Trucks/Loader	9,432.43	9,432.43	23.58 %	40,000.00	40,000.00	30,567.57	46,205.08	46,205.08
08-3425.00	Street Construction	2,200.80	2,200.80	4.40 %	50,000.00	50,000.00	47,799.20	47,315.15	47,315.15
08-3425.01	Township Roads	9,235.75	9,235.75	30.79 %	30,000.00	30,000.00	20,764.25	26,101.21	26,101.21
08-3426.00	Armor Coating	20,000.00	20,000.00	100.00 %	20,000.00	20,000.00	0.00	14,986.09	14,986.09
08-3438.00	IT Expense	4,496.31	4,496.31	32.12 %	14,000.00	14,000.00	9,503.69	9,134.77	9,134.77

City of Broken Bow

Account	Account Name	Fiscal Year 22 - 23			Budget			Fiscal Year 21 - 22	
		Current	Year To Date	%Used	Current	Total	Remaining	Year To Date	Total
Expense (Continued)									
	TOTAL Expense	429,474.54	429,474.54	56.23 %	763,750.00	763,750.00	334,275.46	633,069.30	633,069.30
PROFIT / (LOSS) :		(81,047.08)	(81,047.08)		(247,527.00)	(247,527.00)	(166,479.92)	(141,564.55)	(141,564.55)

Account	Account Name	Fiscal Year 22 - 23			Budget			Fiscal Year 21 - 22	
		Current	Year To Date	%Used	Current	Total	Remaining	Year To Date	Total
Revenue									
Park									
09-2408.00	Miscellaneous Income	0.00	0.00	0.00 %	0.00	0.00	0.00	500.00	500.00
09-2425.00	Park Rental Fees	20.00	20.00	20.00 %	100.00	100.00	80.00	290.00	290.00
09-2426.00	Tennis Center Fees	0.00	0.00	0.00 %	0.00	0.00	0.00	0.00	0.00
09-2426.10	RV Park Rental Fees	19,254.08	19,254.08	55.01 %	35,000.00	35,000.00	15,745.92	48,092.01	48,092.01
09-2426.20	RV Park Rental Sales Tax	(2,270.59)	(2,270.59)	0.00 %	0.00	0.00	2,270.59	958.87	958.87
09-2426.30	RV Park Lodging Tax	(777.34)	(777.34)	0.00 %	0.00	0.00	777.34	(316.04)	(316.04)
09-2430.01	Capital Improvements	0.00	0.00	0.00 %	0.00	0.00	0.00	65,100.00	65,100.00
TOTAL Revenue		16,226.15	16,226.15	46.23 %	35,100.00	35,100.00	18,873.85	114,624.84	114,624.84
Expense									
Park									
09-3101.00	Salaries	105,606.40	105,606.40	58.67 %	180,000.00	180,000.00	74,393.60	177,192.10	177,192.10
09-3102.00	FICA/Medicare	7,674.53	7,674.53	56.85 %	13,500.00	13,500.00	5,825.47	12,887.51	12,887.51
09-3103.00	Pension	4,420.73	4,420.73	68.01 %	6,500.00	6,500.00	2,079.27	6,390.45	6,390.45
09-3104.00	Health Insurance	24,661.49	24,661.49	46.53 %	53,000.00	53,000.00	28,338.51	37,655.28	37,655.28
09-3205.00	Training & Meeting Expense	1,076.35	1,076.35	86.11 %	1,250.00	1,250.00	173.65	0.00	0.00
09-3209.00	Printing & Publication	0.00	0.00	0.00 %	500.00	500.00	500.00	0.00	0.00
09-3219.00	Trash Removal	380.10	380.10	58.48 %	650.00	650.00	269.90	596.60	596.60
09-3220.00	Utilities	23,022.85	23,022.85	80.78 %	28,500.00	28,500.00	5,477.15	28,333.07	28,333.07
09-3221.00	Telephone/Internet	921.96	921.96	61.46 %	1,500.00	1,500.00	578.04	1,761.54	1,761.54
09-3222.00	Miscellaneous Expense	208.08	208.08	104.04 %	200.00	200.00	(8.08)	71.83	71.83
09-3223.00	Supplies & Postage	107.35	107.35	16.52 %	650.00	650.00	542.65	35.18	35.18
09-3225.00	Gas and Oil	903.61	903.61	6.45 %	14,000.00	14,000.00	13,096.39	5,889.76	5,889.76
09-3310.00	Maint/Repair Equipment	10,929.54	10,929.54	78.07 %	14,000.00	14,000.00	3,070.46	15,329.85	15,329.85
09-3311.00	Maintenance & Repair Bldg	1,714.37	1,714.37	34.29 %	5,000.00	5,000.00	3,285.63	412.25	412.25
09-3339.00	Maintenance/Repair Grounds	9,605.49	9,605.49	27.44 %	35,000.00	35,000.00	25,394.51	32,270.49	32,270.49
09-3351.00	Equipment Rental	0.00	0.00	0.00 %	300.00	300.00	300.00	0.00	0.00
09-3352.00	Tools/Shop Equipment	53.84	53.84	4.49 %	1,200.00	1,200.00	1,146.16	838.11	838.11
09-3353.00	Trees & Shrubs	670.00	670.00	67.00 %	1,000.00	1,000.00	330.00	0.00	0.00
09-3410.00	Equipment Purchases	1,298.43	1,298.43	3.71 %	35,000.00	35,000.00	33,701.57	22,542.32	22,542.32
09-3410.01	Safety Equipment	1,261.11	1,261.11	63.06 %	2,000.00	2,000.00	738.89	1,538.15	1,538.15
09-3427.00	Underground Sprinklers	1,386.18	1,386.18	46.21 %	3,000.00	3,000.00	1,613.82	3,787.12	3,787.12
09-3428.00	Playground Equipment	0.00	0.00	0.00 %	500.00	500.00	500.00	0.00	0.00
09-3430.00	Melham Lake	1,638.75	1,638.75	54.62 %	3,000.00	3,000.00	1,361.25	0.00	0.00
09-3438.00	IT Expense	4,496.31	4,496.31	32.12 %	14,000.00	14,000.00	9,503.69	9,134.76	9,134.76
TOTAL Expense		202,037.47	202,037.47	48.77 %	414,250.00	414,250.00	212,212.53	356,666.37	356,666.37
PROFIT / (LOSS) :		(185,811.32)	(185,811.32)		(379,150.00)	(379,150.00)	(193,338.68)	(242,041.53)	(242,041.53)

City of Broken Bow

Account	Account Name	Fiscal Year 22 - 23			Budget			Fiscal Year 21 - 22	
		Current	Year To Date	%Used	Current	Total	Remaining	Year To Date	Total
Revenue									
Swimming Pool									
10-2427.00	Admissions	(2,504.53)	(2,504.53)	-8.35 %	30,000.00	30,000.00	32,504.53	33,536.22	33,536.22
10-2428.00	Concessions	(425.39)	(425.39)	-10.63 %	4,000.00	4,000.00	4,425.39	4,427.68	4,427.68
10-2429.00	Red Cross Lessons	1,940.00	1,940.00	25.87 %	7,500.00	7,500.00	5,560.00	9,125.00	9,125.00
TOTAL Revenue		(989.92)	(989.92)	-2.39 %	41,500.00	41,500.00	42,489.92	47,088.90	47,088.90
Expense									
Swimming Pool									
10-3101.00	Salaries	302.40	302.40	0.40 %	75,000.00	75,000.00	74,697.60	52,537.89	52,537.89
10-3102.00	FICA/Medicare	22.73	22.73	0.40 %	5,625.00	5,625.00	5,602.27	4,019.12	4,019.12
10-3103.00	Pension	4.70	4.70	0.00 %	0.00	0.00	(4.70)	0.00	0.00
10-3104.00	Health Insurance	0.00	0.00	0.00 %	0.00	0.00	0.00	0.00	0.00
10-3205.00	Training & Meeting Expense	0.00	0.00	0.00 %	500.00	500.00	500.00	0.00	0.00
10-3206.10	Credit Card/POS Service Fees	0.00	0.00	0.00 %	2,500.00	2,500.00	2,500.00	2,722.02	2,722.02
10-3209.00	Printing & Publication	40.00	40.00	4.57 %	875.00	875.00	835.00	86.84	86.84
10-3220.00	Utilities	1,698.52	1,698.52	16.18 %	10,500.00	10,500.00	8,801.48	11,127.02	11,127.02
10-3221.00	Telephone/Internet	1,075.04	1,075.04	61.43 %	1,750.00	1,750.00	674.96	1,772.27	1,772.27
10-3223.00	Supplies & Postage	0.00	0.00	0.00 %	1,500.00	1,500.00	1,500.00	2,254.61	2,254.61
10-3310.00	Maint/Repair Equipment	0.00	0.00	0.00 %	6,000.00	6,000.00	6,000.00	3,493.09	3,493.09
10-3311.00	Maintenance & Repair Bldg	0.00	0.00	0.00 %	4,500.00	4,500.00	4,500.00	898.60	898.60
10-3339.00	Maintenance/Repair Grounds	1,057.33	1,057.33	26.43 %	4,000.00	4,000.00	2,942.67	1,240.43	1,240.43
10-3359.00	Red Cross Training	0.00	0.00	0.00 %	2,000.00	2,000.00	2,000.00	1,378.00	1,378.00
10-3410.00	Equipment Purchases	0.00	0.00	0.00 %	0.00	0.00	0.00	29.53	29.53
10-3432.00	Pool Chemicals	0.00	0.00	0.00 %	15,000.00	15,000.00	15,000.00	13,791.51	13,791.51
10-3438.00	IT Expense	0.00	0.00	0.00 %	300.00	300.00	300.00	0.00	0.00
TOTAL Expense		4,200.72	4,200.72	3.23 %	130,050.00	130,050.00	125,849.28	95,350.93	95,350.93
PROFIT / (LOSS) :		(5,190.64)	(5,190.64)		(88,550.00)	(88,550.00)	(83,359.36)	(48,262.03)	(48,262.03)

City of Broken Bow

Account	Account Name	Fiscal Year 22 - 23			Budget			Fiscal Year 21 - 22	
		Current	Year To Date	%Used	Current	Total	Remaining	Year To Date	Total
Revenue									
Sanitation									
11-2405.10	Tree Dump Gate Receipts	5,678.00	5,678.00	56.78 %	10,000.00	10,000.00	4,322.00	14,538.76	14,538.76
11-2405.20	CD Cell Gate Receipts	1,170.00	1,170.00	14.62 %	8,000.00	8,000.00	6,830.00	8,185.00	8,185.00
TOTAL Revenue		6,848.00	6,848.00	38.04 %	18,000.00	18,000.00	11,152.00	22,723.76	22,723.76
Expense									
Sanitation									
11-3101.00	Salaries	13,107.14	13,107.14	42.01 %	31,200.00	31,200.00	18,092.86	35,315.36	35,315.36
11-3101.10	Salaries - CD Cell	0.00	0.00	0.00 %	0.00	0.00	0.00	0.00	0.00
11-3102.00	FICA/Medicare	1,002.75	1,002.75	42.85 %	2,340.00	2,340.00	1,337.25	2,701.71	2,701.71
11-3102.10	FICA/Medicare - CD Cell	0.00	0.00	0.00 %	0.00	0.00	0.00	0.00	0.00
11-3103.00	Pension	0.00	0.00	0.00 %	0.00	0.00	0.00	0.00	0.00
11-3104.00	Health Insurance	0.00	0.00	0.00 %	0.00	0.00	0.00	0.00	0.00
11-3205.00	Training & Meeting Expense	0.00	0.00	0.00 %	0.00	0.00	0.00	0.00	0.00
11-3220.00	Utilities	1,199.20	1,199.20	95.94 %	1,250.00	1,250.00	50.80	1,509.53	1,509.53
11-3222.00	Miscellaneous Expense	17,682.53	17,682.53	88.41 %	20,000.00	20,000.00	2,317.47	1,758.45	1,758.45
11-3223.00	Supplies & Postage	0.00	0.00	0.00 %	50.00	50.00	50.00	0.00	0.00
11-3360.00	Sanitation Contract	0.00	0.00	0.00 %	550.00	550.00	550.00	0.00	0.00
11-3410.00	Equipment Purchases	0.00	0.00	0.00 %	1,000.00	1,000.00	1,000.00	299.02	299.02
11-3410.30	Equipment Rental Tree Dump	0.00	0.00	0.00 %	5,500.00	5,500.00	5,500.00	0.00	0.00
11-3416.00	Land & Buildings	0.00	0.00	0.00 %	500.00	500.00	500.00	0.00	0.00
11-3438.00	IT Expense	0.00	0.00	0.00 %	0.00	0.00	0.00	0.00	0.00
TOTAL Expense		32,991.62	32,991.62	52.88 %	62,390.00	62,390.00	29,398.38	41,584.07	41,584.07
PROFIT / (LOSS) :		(26,143.62)	(26,143.62)		(44,390.00)	(44,390.00)	(18,246.38)	(18,860.31)	(18,860.31)

City of Broken Bow

Account	Account Name	Fiscal Year 22 - 23			Budget			Fiscal Year 21 - 22	
		Current	Year To Date	%Used	Current	Total	Remaining	Year To Date	Total
Revenue									
ST Infra/Capital									
12-2410.00	Grant Reimbursement	0.00	0.00	0.00 %	0.00	0.00	0.00	0.00	0.00
TOTAL Revenue		0.00	0.00	0.00 %	0.00	0.00	0.00	0.00	0.00

Expense									
ST Infra/Capital									
12-4200.00	Sales Tax Infra Projects	1,024,478.95	1,024,478.95	60.26 %	1,700,000.00	1,700,000.00	675,521.05	583,240.57	583,240.57
12-4200.07	Sales Tax Infra Transfer	0.00	0.00	0.00 %	0.00	0.00	0.00	0.00	0.00
12-4200.08	Fairgrounds Lift Payment	14,937.83	14,937.83	50.11 %	29,811.00	29,811.00	14,873.17	30,067.99	30,067.99
12-4200.09	Transfer ST to Bond Fund	0.00	0.00	0.00 %	465,803.00	465,803.00	465,803.00	485,409.00	485,409.00
12-4200.10	Fire Station Payment	0.00	0.00	0.00 %	97,600.00	97,600.00	97,600.00	97,537.77	97,537.77
12-4200.11	ARPA	125,446.20	125,446.20	0.00 %	0.00	0.00	(125,446.20)	(26,781.69)	(26,781.69)
TOTAL Expense		1,164,862.98	1,164,862.98	50.80 %	2,293,214.00	2,293,214.00	1,128,351.02	1,169,473.64	1,169,473.64

PROFIT / (LOSS) :

(1,164,862.98)	(1,164,862.98)	2,293,214.00	(2,293,214.00)	(1,128,351.02)	(1,169,473.64)	(1,169,473.64)
----------------	----------------	--------------	----------------	----------------	----------------	----------------

Expense									
Utility Wages									
13-1431.00	Salaries	56,930.58	56,930.58	47.44 %	120,000.00	120,000.00	63,069.42	12,355.45	12,355.45
13-1452.10	Pension	1,831.49	1,831.49	25.44 %	7,200.00	7,200.00	5,368.51	245.62	245.62
13-1452.20	Payroll Taxes	3,183.52	3,183.52	35.37 %	9,000.00	9,000.00	5,816.48	372.97	372.97
13-1452.30	Travel and Meeting Expense	0.00	0.00	0.00 %	0.00	0.00	0.00	0.00	0.00
TOTAL Expense		61,945.59	61,945.59	45.48 %	136,200.00	136,200.00	74,254.41	12,974.04	12,974.04

PROFIT / (LOSS) :

(61,945.59)	(61,945.59)	(136,200.00)	(136,200.00)	(74,254.41)	(12,974.04)	(12,974.04)
-------------	-------------	--------------	--------------	-------------	-------------	-------------

City of Broken Bow

Account	Account Name	Fiscal Year 22 - 23			Budget			Fiscal Year 21 - 22	
		Current	Year To Date	%Used	Current	Total	Remaining	Year To Date	Total
Revenue									
Bond Fund									
14-2010.00	Property Tax Revenue	127,690.48	127,690.48	51.82 %	246,424.00	246,424.00	118,733.52	261,086.95	261,086.95
14-2020.01	Sales Tax Transfer	0.00	0.00	0.00 %	465,803.00	465,803.00	465,803.00	485,409.00	485,409.00
14-2020.02	Transfer from General for debt	0.00	0.00	0.00 %	0.00	0.00	0.00	0.00	0.00
14-2030.00	Motor Vehicle Tax Pro-rate	0.00	0.00	0.00 %	791.00	791.00	791.00	664.58	664.58
14-2050.00	Homestead Allocation	0.00	0.00	0.00 %	22,702.00	22,702.00	22,702.00	16,896.84	16,896.84
14-2070.00	Bond Proceeds	0.00	0.00	0.00 %	0.00	0.00	0.00	0.00	0.00
14-2405.05	Property Tax Credit	0.00	0.00	0.00 %	19,466.00	19,466.00	19,466.00	14,488.50	14,488.50
14-2407.00	Interest Income	0.00	0.00	0.00 %	0.00	0.00	0.00	1,137.75	1,137.75
14-2409.10	Carline Tax	0.00	0.00	0.00 %	136.00	136.00	136.00	121.29	121.29
TOTAL Revenue		127,690.48	127,690.48	16.91 %	755,322.00	755,322.00	627,631.52	779,804.91	779,804.91

Expense									
Bond Fund									
14-3010.00	Principal Debt Payments	370,000.00	370,000.00	57.81 %	640,000.00	640,000.00	270,000.00	545,000.00	545,000.00
14-3020.00	Interest Debt Payments	73,681.25	73,681.25	65.37 %	112,713.00	112,713.00	39,031.75	202,134.44	202,134.44
14-3020.01	Debt Fees & issuance costs	500.00	500.00	0.00 %	0.00	0.00	(500.00)	700.00	700.00
14-3030.00	Refunding Debt	822.50	822.50	0.00 %	0.00	0.00	(822.50)	200.00	200.00
14-4200.00	Sales Tax Infra Projects	0.00	0.00	0.00 %	0.00	0.00	0.00	0.00	0.00
TOTAL Expense		445,003.75	445,003.75	59.12 %	752,713.00	752,713.00	307,709.25	748,034.44	748,034.44

PROFIT / (LOSS) :

(317,313.27)	(317,313.27)	2,609.00	2,609.00	319,922.27	31,770.47	31,770.47
--------------	--------------	----------	----------	------------	-----------	-----------

Revenue									
CRA									
15-2010.00	Property Tax Revenue	0.00	0.00	0.00 %	0.00	0.00	0.00	212,188.68	212,188.68
15-2405.05	Property Tax Credit	0.00	0.00	0.00 %	0.00	0.00	0.00	0.00	0.00
15-2407.00	Interest Income	17.45	17.45	0.00 %	0.00	0.00	(17.45)	13.36	13.36
TOTAL Revenue		17.45	17.45	0.00 %	0.00	0.00	(17.45)	212,202.04	212,202.04

Expense									
CRA									
15-3010.01	Community Development Payments	0.00	0.00	0.00 %	0.00	0.00	0.00	201,685.02	201,685.02
15-3223.00	Supplies & Postage	0.00	0.00	0.00 %	0.00	0.00	0.00	0.00	0.00
TOTAL Expense		0.00	0.00	0.00 %	0.00	0.00	0.00	201,685.02	201,685.02

PROFIT / (LOSS) :

17.45	17.45	0.00	0.00	(17.45)	10,517.02	10,517.02
-------	-------	------	------	---------	-----------	-----------

Account	Account Name	Fiscal Year 22 - 23			Budget			Fiscal Year 21 - 22	
		Current	Year To Date	%Used	Current	Total	Remaining	Year To Date	Total

Date Range : 10/1/2022 To 9/30/2023
Report is for 00-0000.00 through ZZ-ZZZZ.ZZ.
Only Active accounts are included.
Report order = fund
Transaction Source Code = Include All

BROKEN BOW

N E B R A S K A

Rooted. But Not Standing Still.

**City of Broken Bow, Nebraska
Application to Sell Fireworks**

Name of Applicant/Organization Troy Wuehler

Permanent Address of Applicant or Organization 921 Avenue C
Cozad NE 69130

Daytime/Evening Phone 308-784-3132

Contact Person Troy Wuehler

Address of Contact Person 921 Avenue C
Cozad NE 69130

Phone Numbers for Contact Person 308-746-2440 (cell)

Street Address or Legal Description of Premises for Firework Stand:

~~454 E Street South~~ (Empty lot between)
454 East South E Street Napa and
Broken Bow NE 68822 Orschelins

Description of Proposed Firework Stand (ie: tent, building, trailer, etc.)

Fireworks will be sold out of a semi trailer
32 feet long and a car trailer for additional merchandise and
sales.

How will the fireworks be secured during hours stand is not open for business?

The trailers will be locked with padlocks.

Where will the fireworks inventory be stored?

All inventory except for what is in the trailers will be stored
in a building in Cozad, before, during and after the
season

When will your inventory arrive? First part of June

Please attach the following to the application:

1. Map or sketch showing the location of the fireworks stand in relation to the boundaries of the premises and any other building on the premises.
2. Letter of permission from the owner of the property on which proposed fireworks stand will be located.
3. Copy of the Certificate of Insurance
4. Copy of State of Nebraska License for Sale of Fireworks
5. Copy of Certificate of Flame Resistance for tent stands

The undersigned hereby agrees to conduct the sale of fireworks within the City of Broken Bow strictly in accordance with all laws of the State of Nebraska and Ordinances of the City of Broken Bow.

Signature of Applicant Troy Wuehler

Police Chief Comments:

Arthur A. Scott
Police Chief

5/18/2023
Date

Fire Chief Comments:

Dustin Watson
Fire Chief

5/18/23
Date

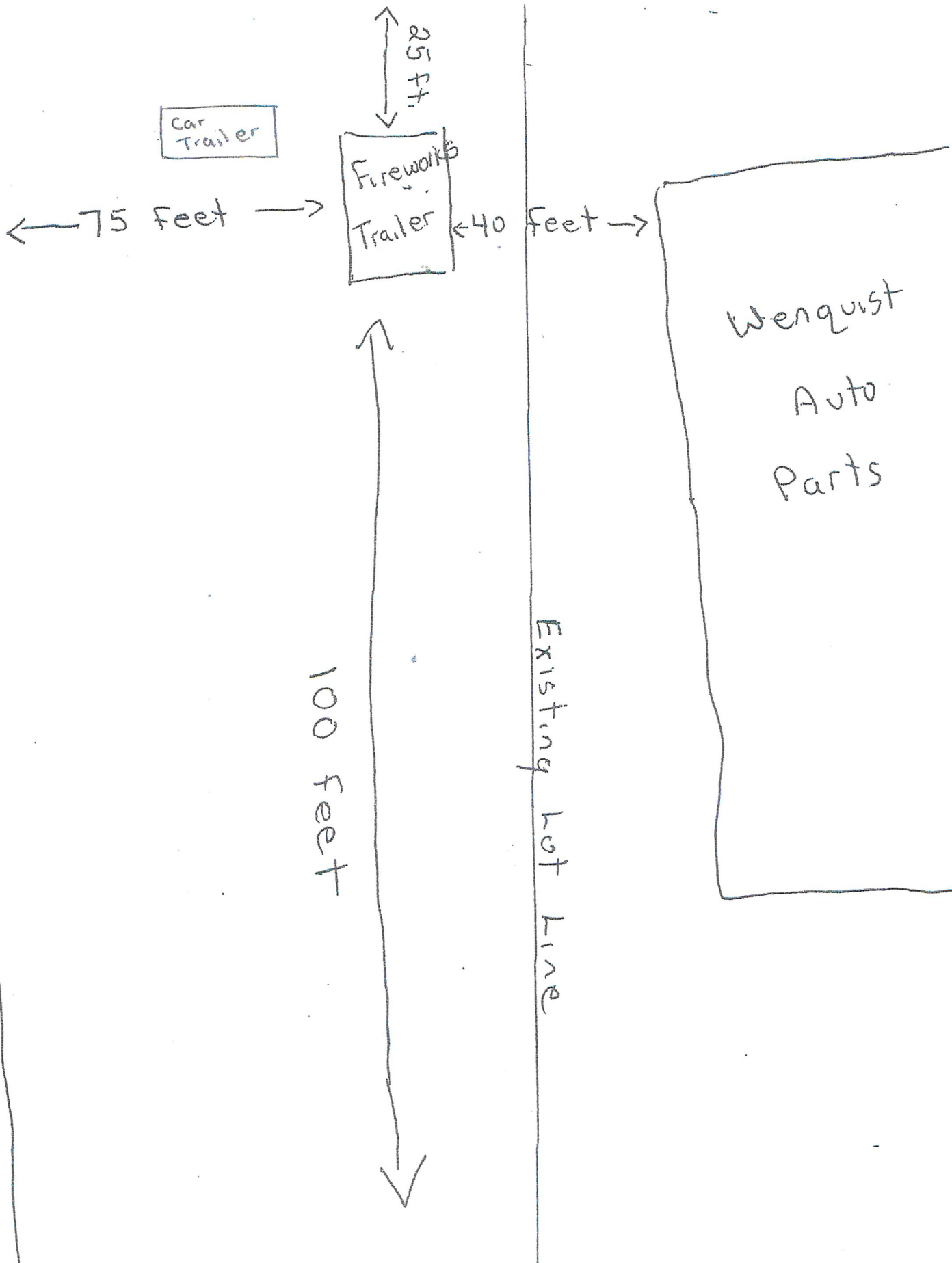
Returned to City Clerk on May 19, 2023

Brought before the Broken Bow City Council on May 23, 2023

Fee paid to the City of Broken Bow? \$1,000 License Fee Date paid? May 18, 2023

Approval given by City Council? \$10.00 Application Fee Date approved _____

East Hiway 2.





CERTIFICATE OF LIABILITY INSURANCE

DATE (MM/DD/YYYY)

5/8/2023

THIS CERTIFICATE IS ISSUED AS A MATTER OF INFORMATION ONLY AND CONFERS NO RIGHTS UPON THE CERTIFICATE HOLDER. THIS CERTIFICATE DOES NOT AFFIRMATIVELY OR NEGATIVELY AMEND, EXTEND OR ALTER THE COVERAGE AFFORDED BY THE POLICIES BELOW. THIS CERTIFICATE OF INSURANCE DOES NOT CONSTITUTE A CONTRACT BETWEEN THE ISSUING INSURER(S), AUTHORIZED REPRESENTATIVE OR PRODUCER, AND THE CERTIFICATE HOLDER.

IMPORTANT: If the certificate holder is an ADDITIONAL INSURED, the policy(ies) must be endorsed. If SUBROGATION IS WAIVED, subject to the terms and conditions of the policy, certain policies may require an endorsement. A statement on this certificate does not confer rights to the certificate holder in lieu of such endorsement(s).

PRODUCER Ryder Rosacker McCue & Huston (MGD by Hull & Company) 509 W Koenig St Grand Island NE 68801	CONTACT NAME: Kristy Wolfe	
	PHONE (A/C, No, Ext): 308-382-2330	FAX (A/C, No): 308-382-7109
INSURED Troy's Hot Rocket Fireworks LLC 116 Ave A Cozad NE 69130	E-MAIL ADDRESS: Kwolfe@ryderinsurance.com	
	INSURER(S) AFFORDING COVERAGE	
	INSURER A : SCOTTSDALE IND CO	
	INSURER B :	
	INSURER C :	
	INSURER D :	
INSURER E :		
INSURER F :		
NAIC # 15580		

COVERAGES**CERTIFICATE NUMBER:** 1910374884**REVISION NUMBER:**

THIS IS TO CERTIFY THAT THE POLICIES OF INSURANCE LISTED BELOW HAVE BEEN ISSUED TO THE INSURED NAMED ABOVE FOR THE POLICY PERIOD INDICATED. NOTWITHSTANDING ANY REQUIREMENT, TERM OR CONDITION OF ANY CONTRACT OR OTHER DOCUMENT WITH RESPECT TO WHICH THIS CERTIFICATE MAY BE ISSUED OR MAY PERTAIN, THE INSURANCE AFFORDED BY THE POLICIES DESCRIBED HEREIN IS SUBJECT TO ALL THE TERMS, EXCLUSIONS AND CONDITIONS OF SUCH POLICIES. LIMITS SHOWN MAY HAVE BEEN REDUCED BY PAID CLAIMS.

INSR LTR	TYPE OF INSURANCE	ADDL INSR	SUBR WVD	POLICY NUMBER	POLICY EFF (MM/DD/YYYY)	POLICY EXP (MM/DD/YYYY)	LIMITS
A	GENERAL LIABILITY			CPS4042604	3/21/2023	3/21/2024	EACH OCCURRENCE \$ 2,000,000
	<input checked="" type="checkbox"/> COMMERCIAL GENERAL LIABILITY						DAMAGE TO RENTED PREMISES (Ea occurrence) \$ 100,000
	<input type="checkbox"/> CLAIMS-MADE <input checked="" type="checkbox"/> OCCUR						MED EXP (Any one person) \$ 5,000
							PERSONAL & ADV INJURY \$ 2,000,000
	GEN'L AGGREGATE LIMIT APPLIES PER:						GENERAL AGGREGATE \$ 2,000,000
	<input checked="" type="checkbox"/> POLICY <input type="checkbox"/> PROJECT <input type="checkbox"/> LOC						PRODUCTS - COMP/OP AGG \$ 2,000,000
	AUTOMOBILE LIABILITY						COMBINED SINGLE LIMIT (Ea accident) \$
	ANY AUTO						BODILY INJURY (Per person) \$
	ALL OWNED AUTOS						BODILY INJURY (Per accident) \$
	HIRED AUTOS						PROPERTY DAMAGE (Per accident) \$
							\$
	UMBRELLA LIAB						EACH OCCURRENCE \$
	EXCESS LIAB						AGGREGATE \$
	DED						\$
	RETENTION \$						
	WORKERS COMPENSATION AND EMPLOYERS' LIABILITY						WC STATUTORY LIMITS OTH-ER
	ANY PROPRIETOR/PARTNER/EXECUTIVE OFFICER/MEMBER EXCLUDED? (Mandatory in NH)						E.L. EACH ACCIDENT \$
	If yes, describe under DESCRIPTION OF OPERATIONS below						E.L. DISEASE - EA EMPLOYEE \$
							E.L. DISEASE - POLICY LIMIT \$

DESCRIPTION OF OPERATIONS / LOCATIONS / VEHICLES (Attach ACORD 101, Additional Remarks Schedule, if more space is required)

Regarding the General Liability coverage, Waiver of Subrogation applies to the entities listed below per attached form CG 24 04 when required by written agreement.

Regarding the General Liability coverage, Blanket Additional Insured applies to the entities listed below per attached form GLS-150s when required by written agreement.

Dave Staab; Staab Management Company; City of Broken Bow
Stand Location: 454 E St. South, Broken Bow, NE**CERTIFICATE HOLDER****CANCELLATION**Dave Staab
Staab Management Company
454 E St. South
Broken Bow NE 68822


SHOULD ANY OF THE ABOVE DESCRIBED POLICIES BE CANCELLED BEFORE THE EXPIRATION DATE THEREOF, NOTICE WILL BE DELIVERED IN ACCORDANCE WITH THE POLICY PROVISIONS.

AUTHORIZED REPRESENTATIVE

© 1988-2010 ACORD CORPORATION. All rights reserved.

I have given my permission for Troy Wuehler to set up and operate a fireworks stand on my property during the upcoming 2023 fireworks season. The fireworks will be sold out of a semi-trailer, and it will be located on property that I own at 454 East South E Street. (West of Wenquist Auto Parts)

Dave Staab/Staab Management Co.

A handwritten signature in black ink, appearing to read "Dave Staab", written over the printed name.

NEBRASKA STATE FIRE MARSHAL

246 South 14th Street
Lincoln, NE 68508-1804

LICENSE FOR SALE OF FIREWORKS

Permissible fireworks may be sold at retail commencing 12:01 AM June 25 and ending 11:59 PM July 4 OR 12:01 AM December 29 and ending 11:59 PM December 31 and must be purchased from a licensed distributor or jobber. A jobber may not sell retail. Invoice copies for all fireworks must be kept available for inspection and must show the license number of the distributor or jobber. Fireworks may not be sold outside the city limits of an incorporated town or village. Violations of State Fire Marshal regulations may result in immediate revocation of this license.

LICENSE GOOD ONLY FOR CALENDAR YEAR IN WHICH ISSUED

This copy signed, dated and numbered by the STATE FIRE MARSHAL constitutes issuance of a LICENSE pursuant to the provisions of Nebraska Revised Statute 28-1246 (1994 Supp.). Such license shall be displayed at licensee's place of business.

DATE RECEIVED:

May 15, 2023 10:33 PM

TYPE OF LICENSE AND FEE:

Retail Permit (July) - \$25.00

LOCATION OF OUTLET FOR RETAIL SALE OF FIREWORKS:

454 E Street South
Broken Bow
Trailer in vacant lot

COUNTY:

Custer

STORAGE LOCATION:**DISTRIBUTOR(S)/JOBBER(S):**

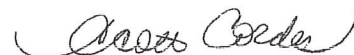
Kracklin Kirks Fireworks (2023-RP-75706636-2)
Spirit of 76 Fireworks (2023-RP-75733700-8)
Lews Fireworks, Inc. (2023-RP-75731290-7)
Crazy Debbies Fireworks, LLC (2023-RP-76668176-27)
Jakes Fireworks, Inc. (2023-RP-75950268-17)
Winco Fireworks International, LLC (2023-RP-75771096-11)
Garretts Worldwide Enterprises, LLC (2023-RP-77389984-39)
TNT FIREWORKS (2023-RP-76221700-20)

SALES TAX NUMBER:

011324015

DATE ISSUED:

May 15, 2023 02:36 PM



STATE FIRE MARSHAL

LICENSE HOLDER:

Troys Hot Rocket Fireworks

LICENSE NUMBER:

2023-RP-78270260-265-04

BROKEN BOW

N E B R A S K A

Rooted. But Not Standing Still.

Application for Appointment

The purpose of this form is to obtain general information for use in the nomination and confirmation process for appointments by the Mayor and to assist the Mayor in making inquiries concerning the qualifications of applicants for appointment. If you have recently prepared a biography or resume, please attach it to this form.

Please complete this form and return it to: City Clerk, PO Box 504, Broken Bow, NE 68822. Fax (308) 872-6885

Name: Kelvin Kreitman

Home Address: 606 S. 16th Ave

Home Telephone: 308-629-7834 cell

Email Address (Optional): k-kreitman@hotmail.com

Employer: BNSF

Business Telephone: 308-764-7409

Are you a qualified elector of Broken Bow? yes

Why do you want to serve on this board?

help the community

Do you have any conflict of interests in serving on this board? (if yes, please explain)

☒ Yes ☐ No

Please mark the Boards and Commissions you are interested in serving on:

☐ City Council ☒ Park Board ☐ Planning Commission

☐ Library Board ☐ Board of Adjustment ☐ Housing Authority

☐ Board of Public Works ☐ Community Redevelopment Association (CRA)



Application for Appointment

The purpose of this form is to obtain general information for use in the nomination and confirmation process for appointments by the Mayor and to assist the Mayor in making inquiries concerning the qualifications of applicants for appointment. If you have recently prepared a biography or resume, please attach it to this form.

Please complete this form and return it to: City Clerk, PO Box 504, Broken Bow, NE 68822. Fax (308) 872-6885

Name: Josh Page

Home Address: 816 S 7th

Home Telephone: 404181152

Email Address (Optional): josh.page05@gmail.com

Employer: BD

Business Telephone: 3088723709

Are you a qualified elector of Broken Bow? Yes

Why do you want to serve on this board?

To improve and maintain the park system of Broken Bow

Do you have any conflict of interests in serving on this board? (if yes, please explain)

☐ Yes ☒ No

Please mark the Boards and Commissions you are interested in serving on:

☐ City Council ☒ Park Board ☐ Planning Commission

☐ Library Board ☐ Board of Adjustment ☐ Housing Authority

☐ Board of Public Works ☐ Community Redevelopment Association (CRA)

Return to Agenda